



Closing the Gaps: Treating Diastemas, Black Triangles, and Peg Laterals

David Clark DDS

featuring

 BIOCLEAR

For a copy of today's presentations,
you have two choices:

Resource Library — Desktop

1.855.712.5327

Instructions For Use Contact Us Account

BIOCLEAR Search

Products Education Find A Doctor About Us **Library** \$0.00 0 items

Bioclear Resource Library

Search resources... Sort by

All Articles Free **Presentations** Tips & Tricks Videos Webinars

Presentations

Simply Better Composite Restorations
David Clark DDS

The Great Tooth Killer: Epidemic of Cracked Teeth, the Science of Strong Teeth
drclark @bioclearmatrix.com

Modern Composite Dentistry: CRUSH your next Class II
David Clark DDS Lauren Wilson DMD

Hinman — Modern Composite Dentistry: CRUSH your next Class II
March 18, 2026

Back To Top

- 1) Go to [bioclearmatrix.com](https://www.bioclearmatrix.com)
- 2) Click "Library" at the top right
- 3) Click "Presentations"

Resource Library — Mobile

BIOCLEAR

1) Scan the QR code

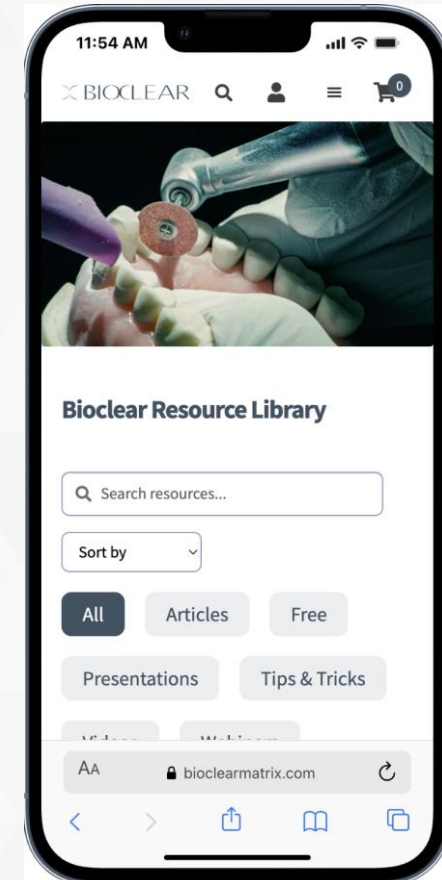


OR type in
bioclearmatrix.com/resources/

2) Fill out the form

A screenshot of a mobile browser showing the 'Resource Library Form' page. The page has a white background with a dark header containing the BIOCLEAR logo and navigation icons. Below the header, the text reads 'Resource Library Form' and 'FILL OUT THE FORM BELOW TO GET STARTED'. A sub-header says 'After filling out the form you will be redirected to the Resource Library page.' The form contains three input fields: 'Participant's Name (Required)' with a 'First' label, 'Last', and 'Practice Name'. The browser's address bar shows 'bioclearmatrix.com'.



3) Automatically redirects to
Resource Library



Disclosures:
Dr. Clark has financial interest in Bioclear

A scenic photograph of a sunset over a calm body of water. The sky is filled with vibrant orange and yellow clouds, with the sun low on the horizon. A dark silhouette of a forest line is visible in the middle ground, and its reflection is clearly visible in the still water in the foreground.

Dental schools/GPR integrating the Bioclear Method





The **Bioclear Learning Center** provides a new pathway for dentists and their office to transition from traditional **GV Black dentistry**, to the extraordinary world of **modern direct dentistry**.



Bioclear Learning Center Faculty



Dr. Rafael Bustamante
Full Faculty



Dr. David Clark
Founder & Full Faculty



Dr. Charles Regalado
Full Faculty



Dr. Claire Burgess
Full Faculty



Dr. Dan Henricksen
Full Faculty



Dr. Marco Maiolino
Full Faculty



Dr. Joshua Solomon
Full Faculty



Dr. Abdelrahman Tawfik
Full Faculty



Dr. Johan Hagman
Full Faculty



Dr. Laurten Wilson
Full Faculty




Dr. Stephanie Couperus
Adjunct Faculty



Dr. David Carroll
Full Faculty


The logo for Bioclear Learning Center features the word "BIOCLEAR" in a large, dark blue, serif font. To the left of "BIOCLEAR" is a stylized graphic consisting of two overlapping circles, one in dark blue and one in light green. Below "BIOCLEAR", the words "LEARNING CENTER" are written in a white, sans-serif font, centered within a solid green horizontal bar.

BIOCLEAR LEARNING CENTER


The background of the slide is a photograph of a large, rugged mountain range covered in snow. The sky is a mix of soft pinks, purples, and blues, suggesting a sunset or sunrise. The lighting is soft and atmospheric, highlighting the textures of the snow and the jagged peaks of the mountains.

Tacoma USA · Solihull UK
Varberg Sweden · Cairo Egypt
Syracuse Italy · Taubate Brazil
Livermore CA (Bioclear pediatrics)
Seoul Korea · Madrid/Barcelona
Sydney Australia · Provence France
Baghdad Iraq

Traditional composite technique



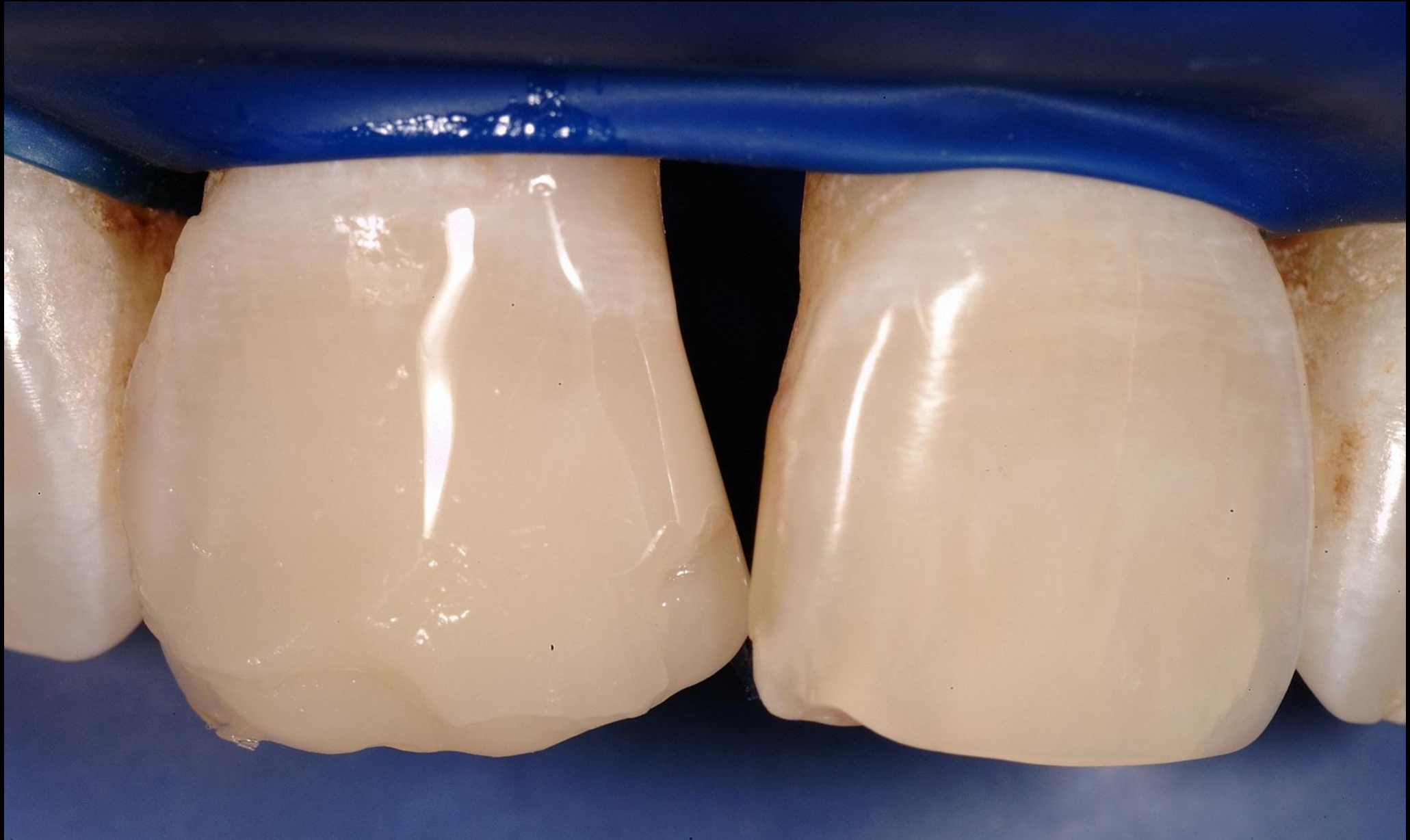
Traditional composite technique



Traditional composite technique



Traditional composite technique



Traditional composite technique



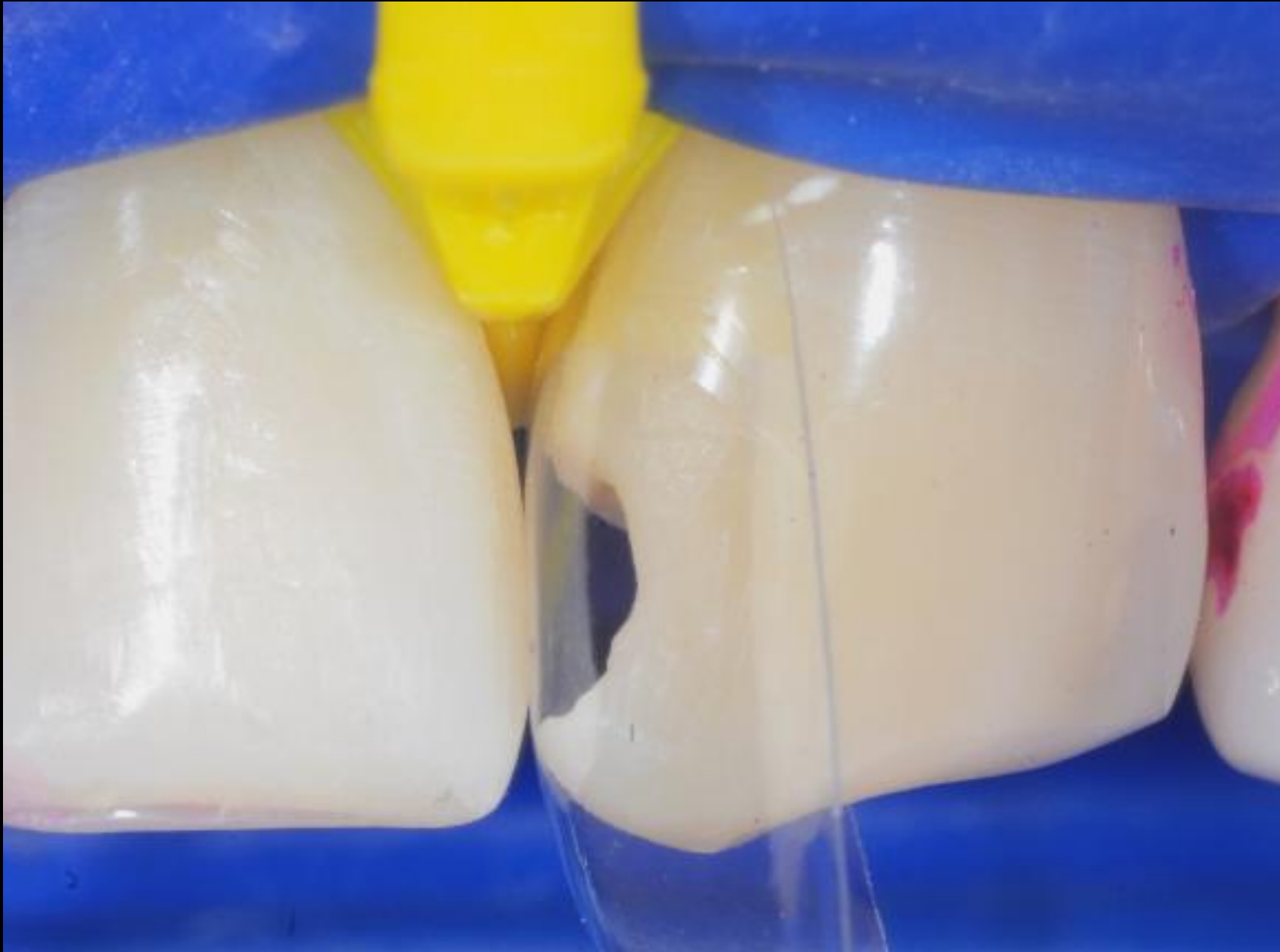
flat matrix + flat wedge = flat tooth

It is 2026. Why are we
still using flat Mylar and
flat wedges?

Teeth are not flat

Teeth are not flat!

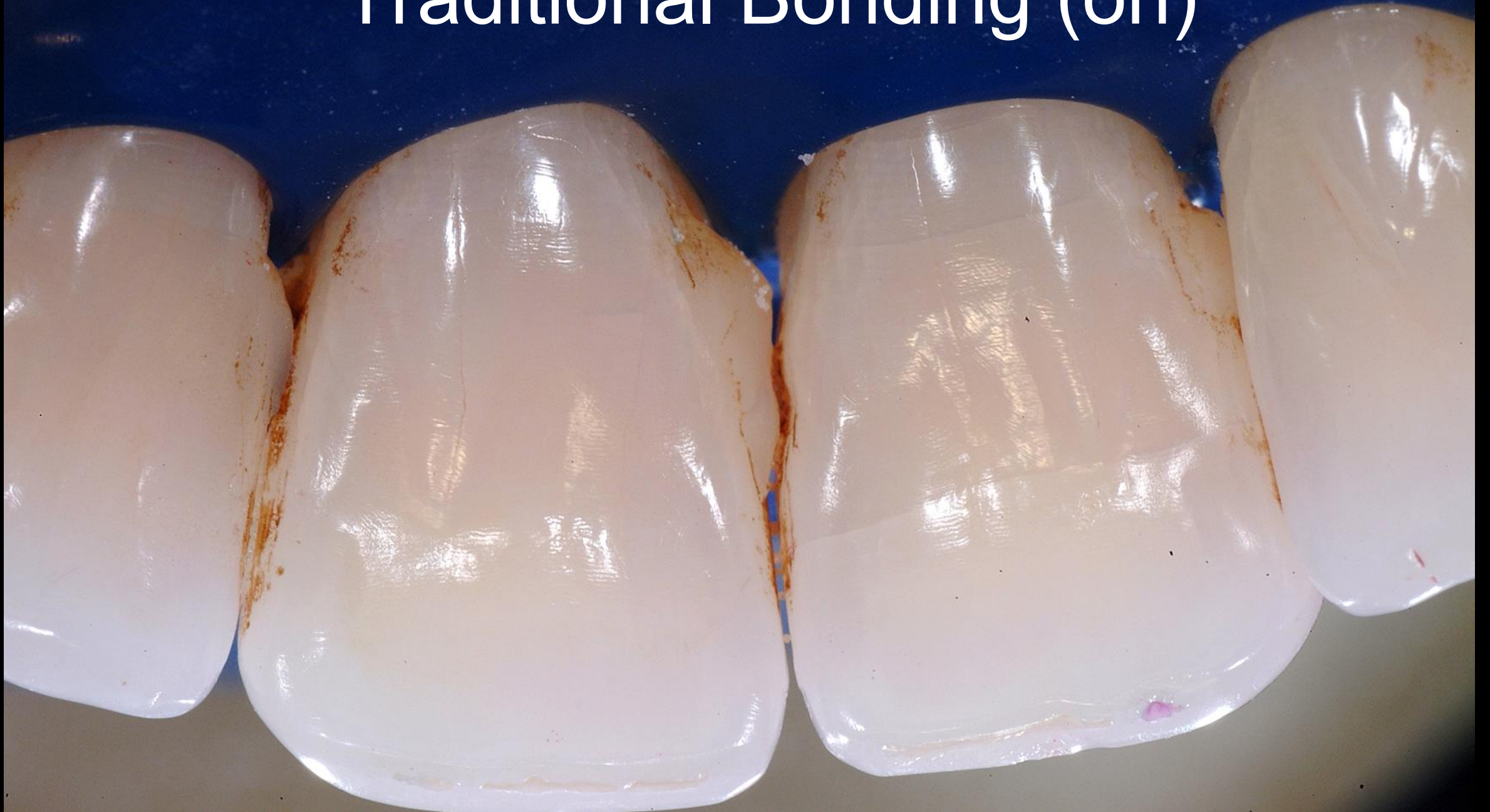




Anatomic
Bioclear Anterior
Matrix plus
Bioclear Diamond
Wedge (yellow-
large)

“On” versus “Around”

Traditional Bonding (on)



Bioclear Method (around)



How to Treat a Single Black Triangle Update



Recommended Bioclear Matrices by Indication

For more information contact us
Bioclear Matrix Systems
1-855-712-5327



360 Veneer

Class V and to significantly increase overjet or correct anterior open bite.



TSS Kit

Anterior Teeth:
Class III, Class IV, Class V
Fractured Incisors
Severe Wear
Composite Veneer
Full Composite Crown



BT (Black Triangle) Kit

Anterior Teeth:
Black Triangles
Peg Laterals
Diastema Closure
Instant Ortho
Class V



Evolve Matrix Kit

Posterior Teeth:
Class I, Class II, Class V



∞ BIOCLEAR

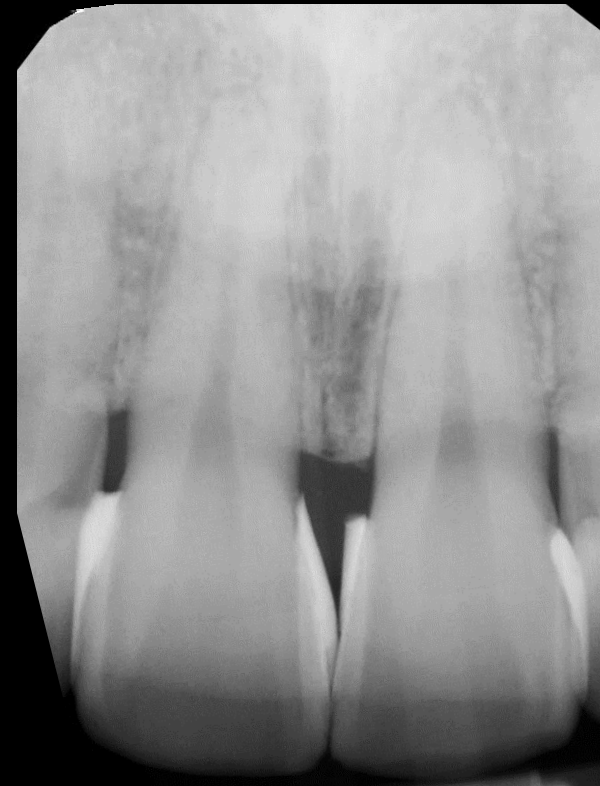
Bioclear Black Triangle Restoration

with Kuraray Majesty ES-2 Flowable

The Matrix and Method Matter



Modern Method



Tragic Outcome

Composite
Heating: Trend
or the future of
placing the
material?

 HEAT
SYNC
by BIOCLEAR

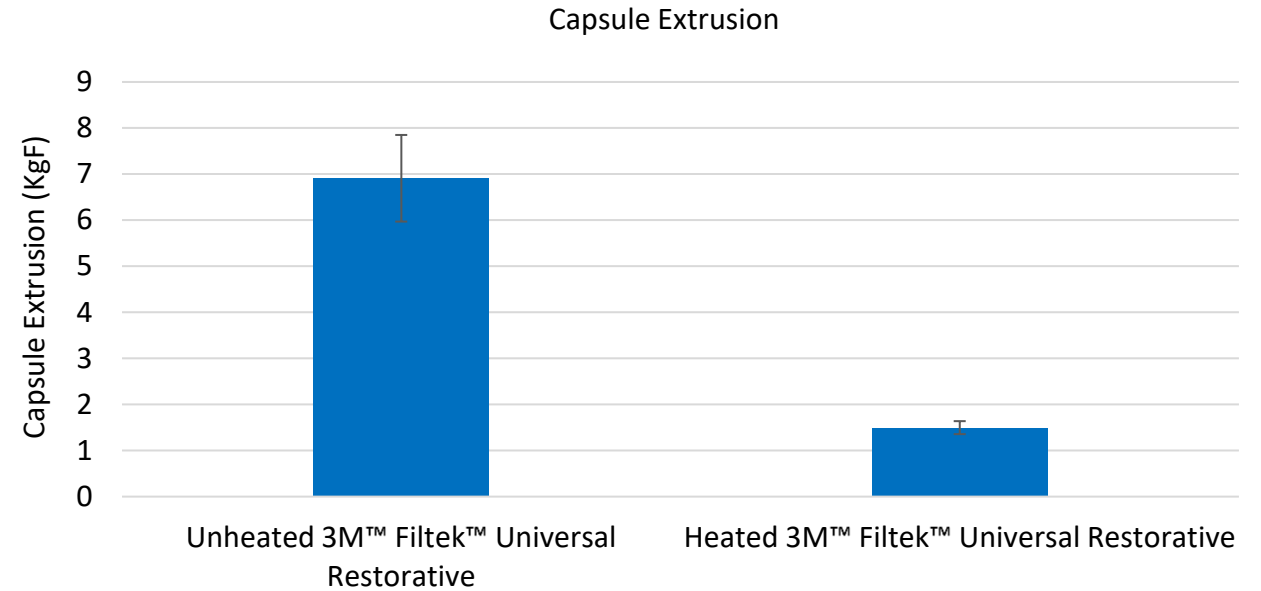


Bioclear HeatSync
Composite Warmer
pre-set to **155° F**

Composite warming

Why warm?

- Handling preference
- Lowers capsule extrusion force by 75-80%



3M internal data


14% of dentists survey stated they use some type of device to warm their composite prior to placement.

3M Market Research, January, 2018 N=304 Dentists (US, Russia, UK, Brazil, Germany)





What is Liana's biggest fear?

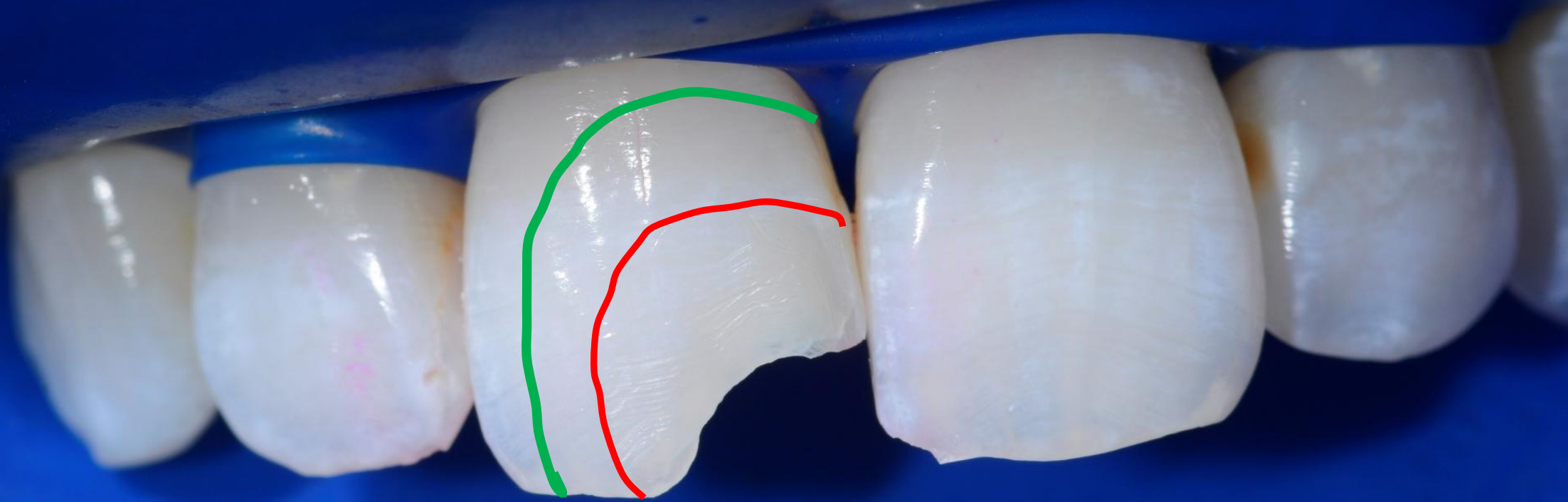




What is Liana's biggest fear?



Radius Bevel
Tooth-Restoration-Interface














The Bioclear
Restoration creates
adequate non-
layered poly-
chromaticity with
Majesty ES **Body**
shade (Classic)





Getting paid to be conservative

BIOCLEAR VS. CROWNS AND VENEERS

Bioclear is an alternative to traditional dental methods for enhancing a smile. Rather than grinding down a tooth to prepare for a crown or veneer, the Bioclear Method of encasing the natural tooth structure retains the natural tooth enamel and tooth durability.



BIOCLEAR PREPARATION

Bioclear allows dentists to **conserve** healthy tooth structure



CROWN PREPARATION

Crowns require dentists to **remove an average of 76%** of the tooth structure prior to the procedure

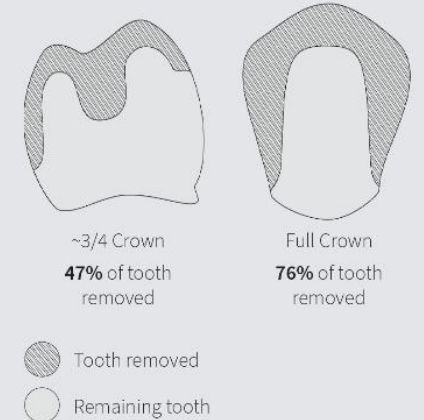


VENEER PREPARATION

Veneers require dentists to **remove an average of 47%** of the tooth structure prior to the procedure

AN HONEST LOOK AT CROWN PREPARATIONS

As illustrated below, crowns, veneers, and onlays require the removal of a significant amount of healthy tooth structure. Bioclear dentists can leave most or all of the tooth structure. Bioclear is a very attractive option to patients.



Rejuvenate your smile with the better-looking, longer-lasting, less-invasive approach to dental restorations

The Bioclear Method is an approach to cosmetic and restorative dentistry that is used in lieu of traditional fillings, bonding, or veneers. Bioclear lasts longer than traditional composites, porcelain, or amalgams. It looks better too, with a more natural and consistent finish.

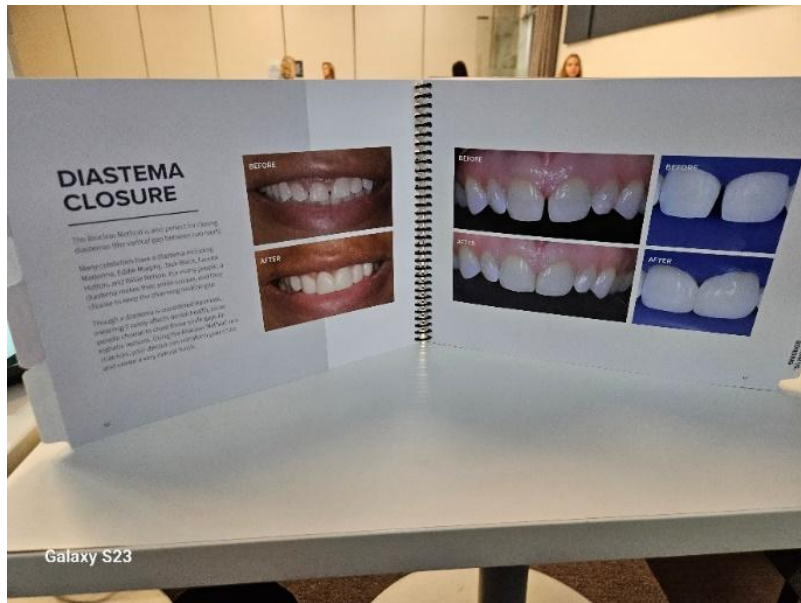
Brigette

Full Bioclear rejuvenation including black triangle elimination, instant ortho correction, replaced biting edge with a smooth flowing arc. Same day results pictured.



[REQUEST AN APPOINTMENT](#) →

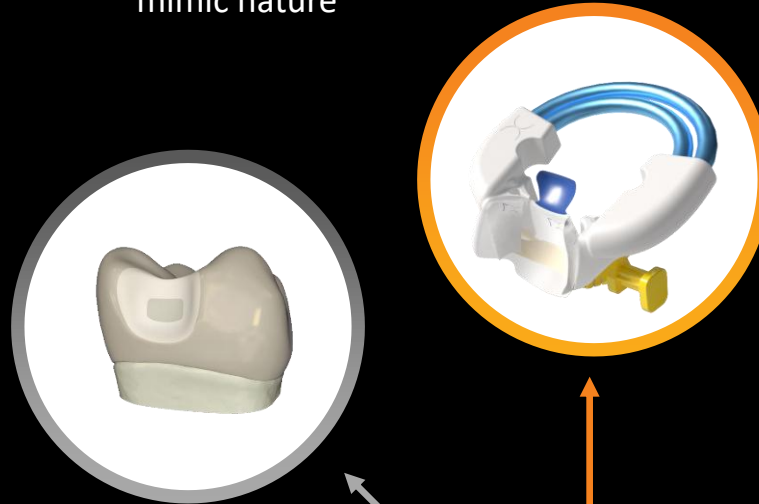




A Modern Method for Composite Restorations

Anatomic HD Clear Matrices

- Anterior & Posterior Matrices designed to mimic nature



Injection Mold Composite

- Injection mold warmed **Kuraray Majesty anterior composites** and **3M bulk fill** in Class I and Class II restorations: Like the inverse of my mullet haircut: **Party in the front Business in the back**

Preparation Design

- Designed for composite
- Minimizes stress concentration
- Maximizes enamel involvement

Bioclear Blaster or Equivalent for Biofilm Removal

- Uses aluminum trihydroxide w/ water
- Allows bonding to uncut enamel
- Allows infinity edge margins



Systematic restorative protocol for esthetic long-term clinical outcomes

Rock Star Polish

- Coarse discs for reduction
- “Rock Star” polish with Bioclear Magic Mix and disposable cup
- Bioclear RS Diamond Polisher



UPDATE!!!

Filtek Supreme Ultra (their anterior composite) turns yellow.

Stop using it today!

Stop using Filtek Supreme Ultra

If you use A-1, B-1, W, or XW it matters... a lot

If you are using A-2 or darker, you don't see the change

Immediate post-op with Filtek B-1



2-year post-op, there is noticeable yellowing



Filtek 9-year post-op, there is catastrophic yellowing




Filtek™ B1
Body 2016

Filtek™ B-1
Body 2018

Filtek™ B-1
Body 2025





Dr. Richard
Young

Bioclear Cases 4 Year
Post-ops
Untouched-NO refresh
on either case
Majesty ES Flow ONLY



@dr.young.aesthetics



@dr.young.esthetics



@dr.young.esthetics



@dr.young.aesthetics



@dr.young.aesthetics



@dr.young.esthetics



@d

@dr.young.esthetic



4 Years Post-Op

@dr.young.esthetics

Kuraray Majesty ES Classic Flow ONLY

CLEARFIL™

Recommended for Bioclear Injection Molded Composites



DENTAL BONDING AGENTS
CLEARFIL™ Universal Bond Quick 2

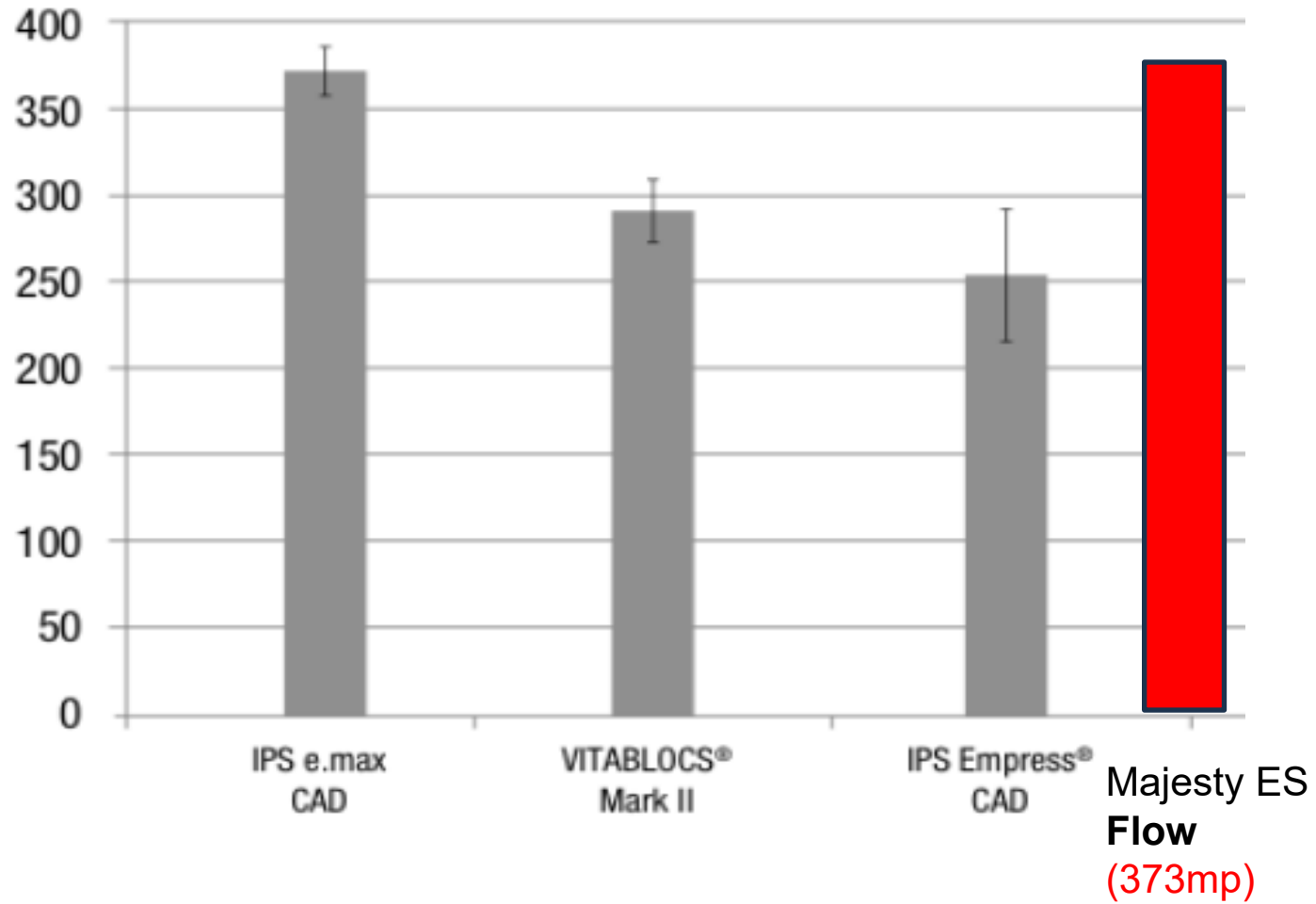


DENTAL LIGHT-CURED RESTORATIVE COMPOSITE
CLEARFIL MAJESTY™ ES Flow

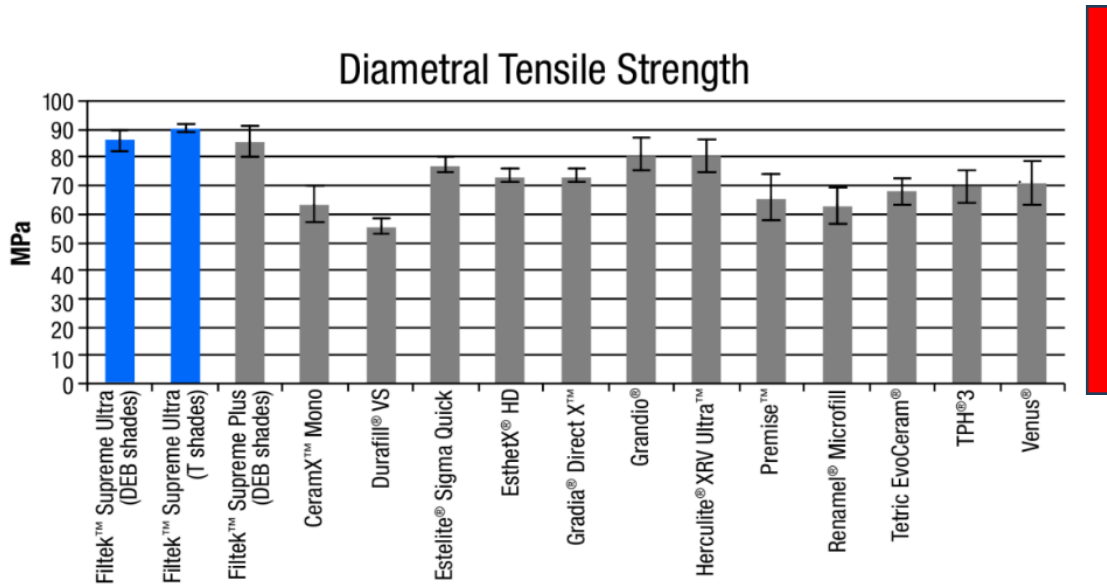


DENTAL LIGHT-CURED RESTORATIVE COMPOSITE
CLEARFIL MAJESTY™ ES-2
Classic
(Body Shades)

High Compressive Strength (MPa)

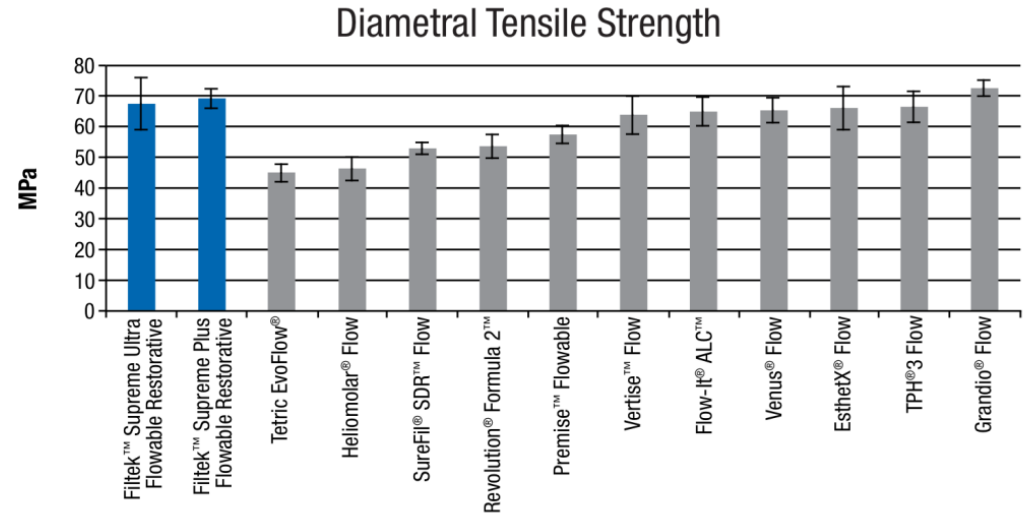


Composites



Majesty
ES Flow
(148mp)

Flowables



Doing amazing Anterior Injection Molded restorations using injection molding of heated multi-viscosity composite is significantly easier than old fashioned “bonding”

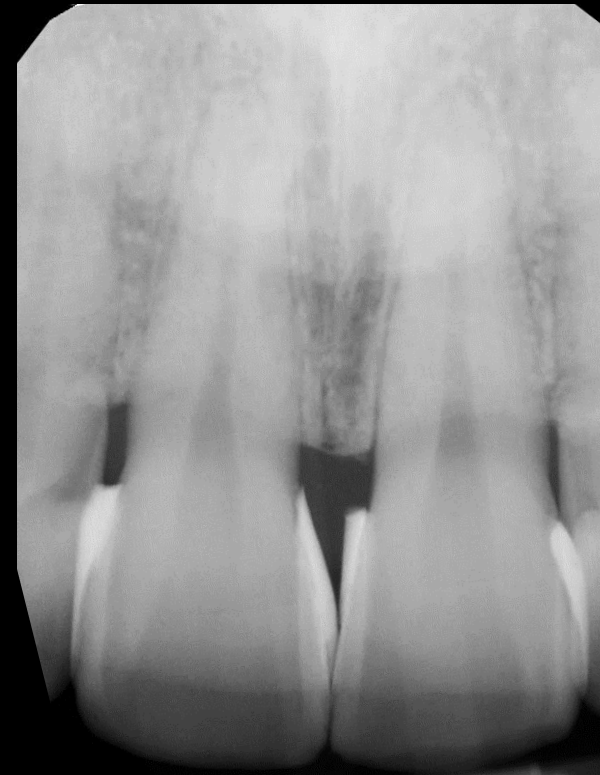
But it still requires:

- Discipline
- Time
- Magnification
- Ideal rubber dam
- No shortcuts...follow the recipe

The Matrix and Method Matter

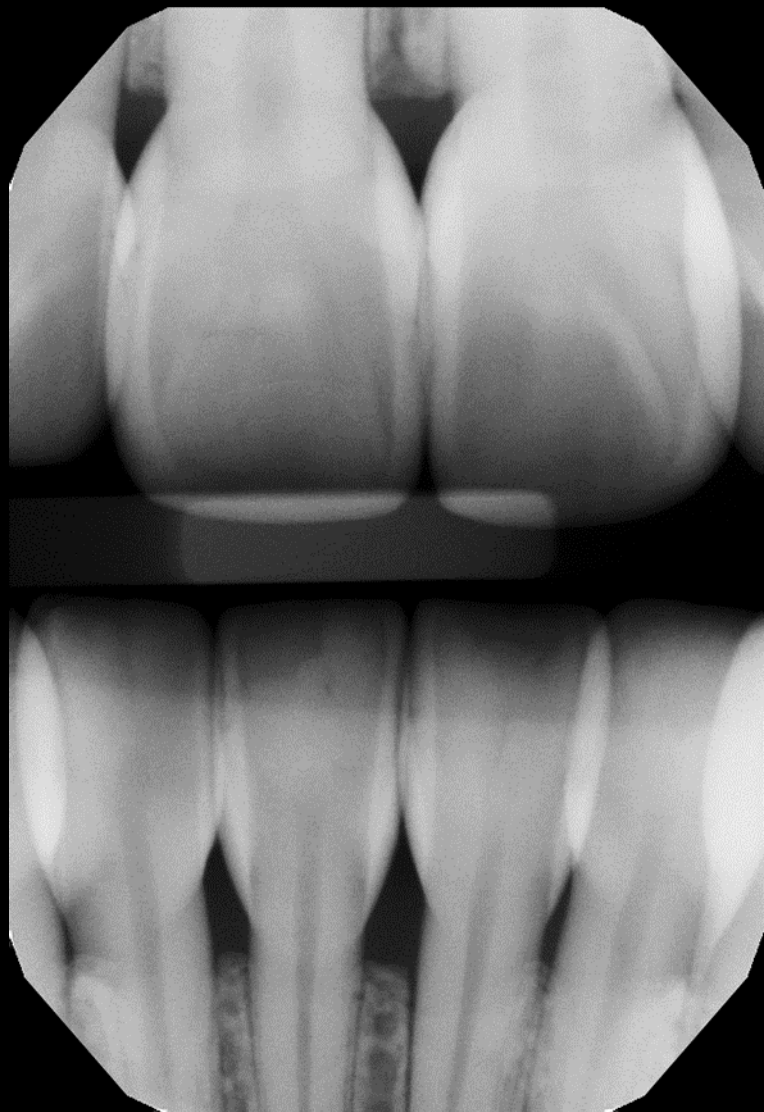


Bioclear Method



Counterfeit Bioclear

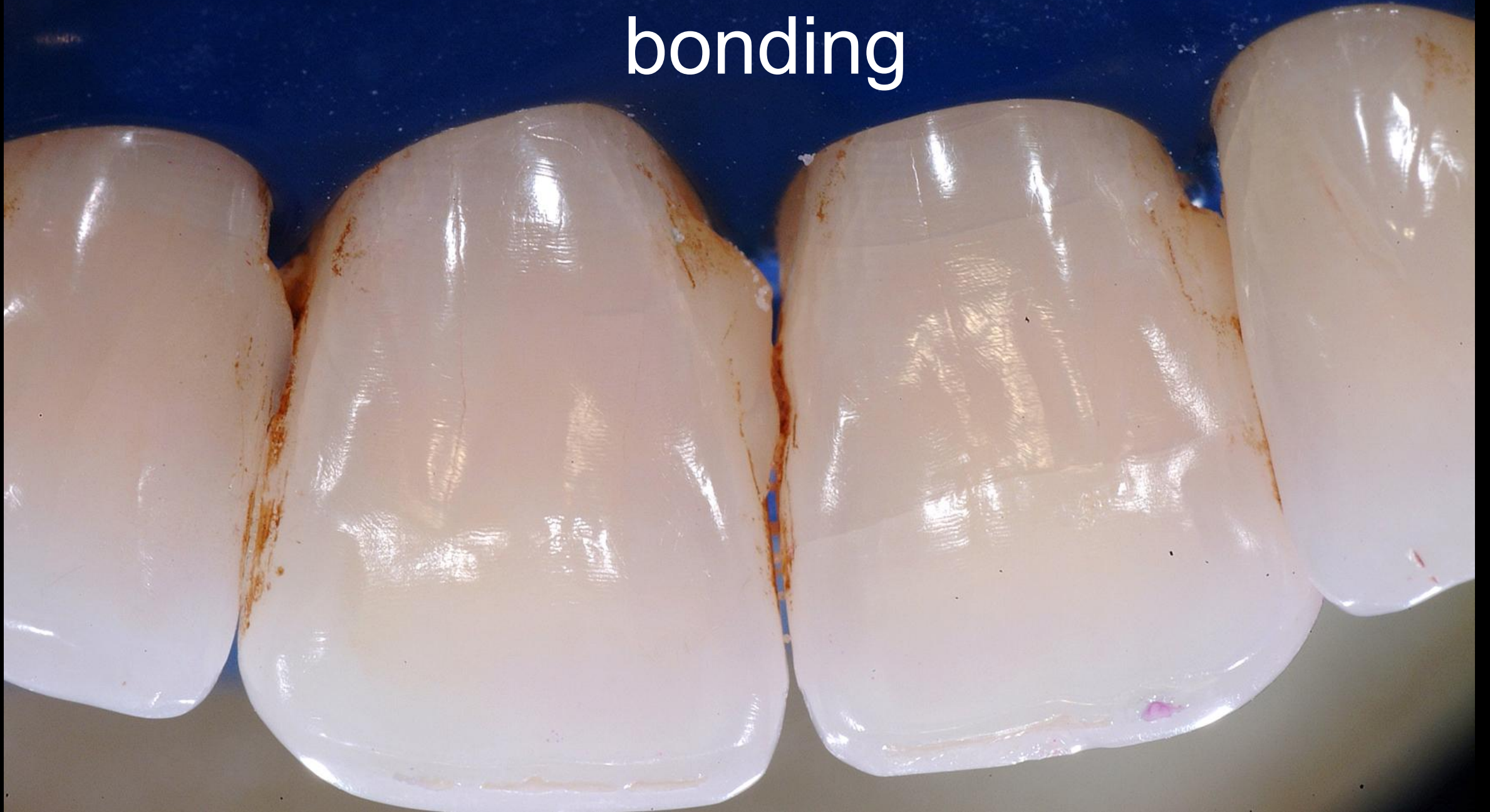
Bioclear Method versus “Bonding”



There's a story here



bonding



Bioclear Method



Treating a Single Black Triangle



Recommended Bioclear Matrices by Indication

For more information contact us
Bioclear Matrix Systems
1-855-712-5327



360 Veneer

Class V and to significantly increase overjet or correct anterior open bite.



TSS Kit

Anterior Teeth:
Class III, Class IV, Class V
Fractured Incisors
Severe Wear
Composite Veneer
Full Composite Crown



BT (Black Triangle) Kit

Anterior Teeth:
Black Triangles
Peg Laterals
Diastema Closure
Instant Ortho
Class V



Evolve Matrix Kit

Posterior Teeth:
Class I, Class II, Class V























2-year follow up



2-year follow up

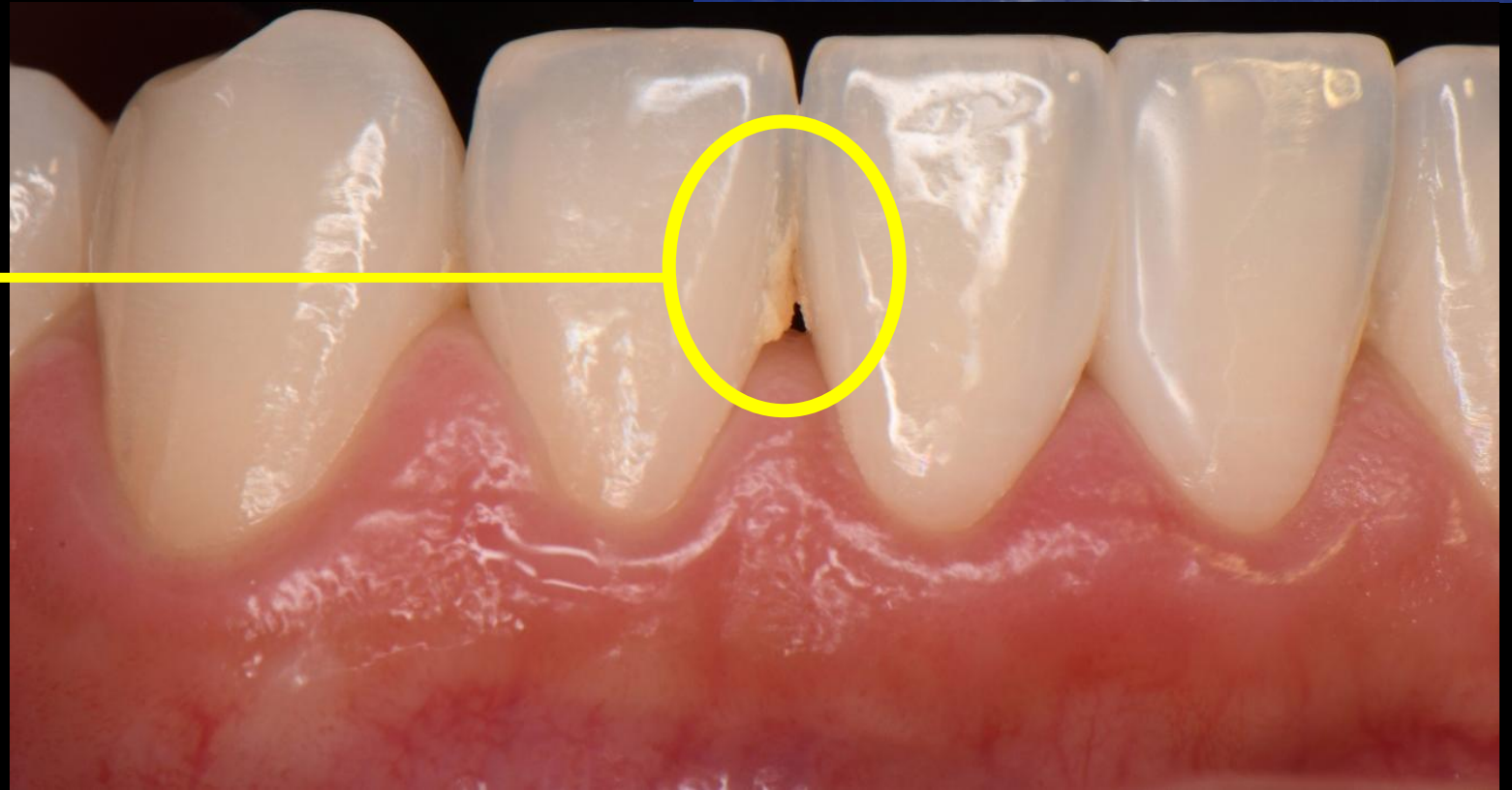


2-year follow up

- The new Bioclear BT matrices have a specific shape i.e. shoulder blades that deflect bacterial accumulation



unrestored



- The new Bioclear BT matrices have a specific shape i.e. shoulder blades that deflect bacterial accumulation



Injection over -
molded



A young orthodontist with beautiful teeth...





She HATED her
Black Triangles

Immediate post-operative



6 months after



6 years 4 months after



6 years 4 months after



6 years 4 months after





Pre-op

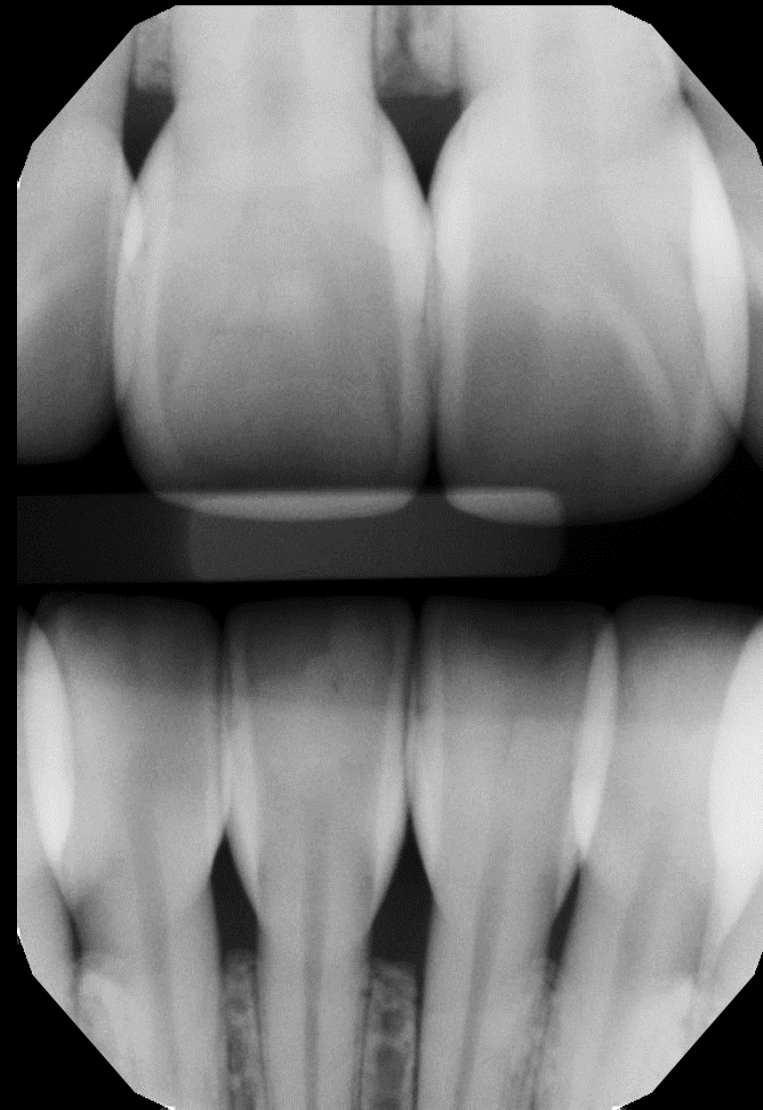


6 years Post-op

Pre-op



6 years Post-op



Meet Erica: 35-year-old female
finishing her 2nd round of orthodontics



Erica just finished her ortho and she's not happy



What are Erica's chief complaints?



What were the options given when she complained to her orthodontist?



What was the TX Plan when she got back to her
General Dentist?



What were the TX Plans when she consulted with the periodontist?



➤ Bioclear can fix almost everything if you follow the method



- Take photos from a lateral view. The patient doesn't see this (but everyone else in the room does)





➤ Gauge the triangle space **before** the rubber dam









- “Aquarium” matrices and “Shield” matrices











Pre-Operative



1-Year Post-Operative



Pre-Operative



1-Year Post-Operative



Pre-Operative



1-Year Post-Operative



If you are doing more than one BT, consider overmolding the entire tooth, even when we are not “charging” for that triangle area



If you are doing more than one BT, consider overmolding the entire tooth, even when we are not “charging” for that triangle area

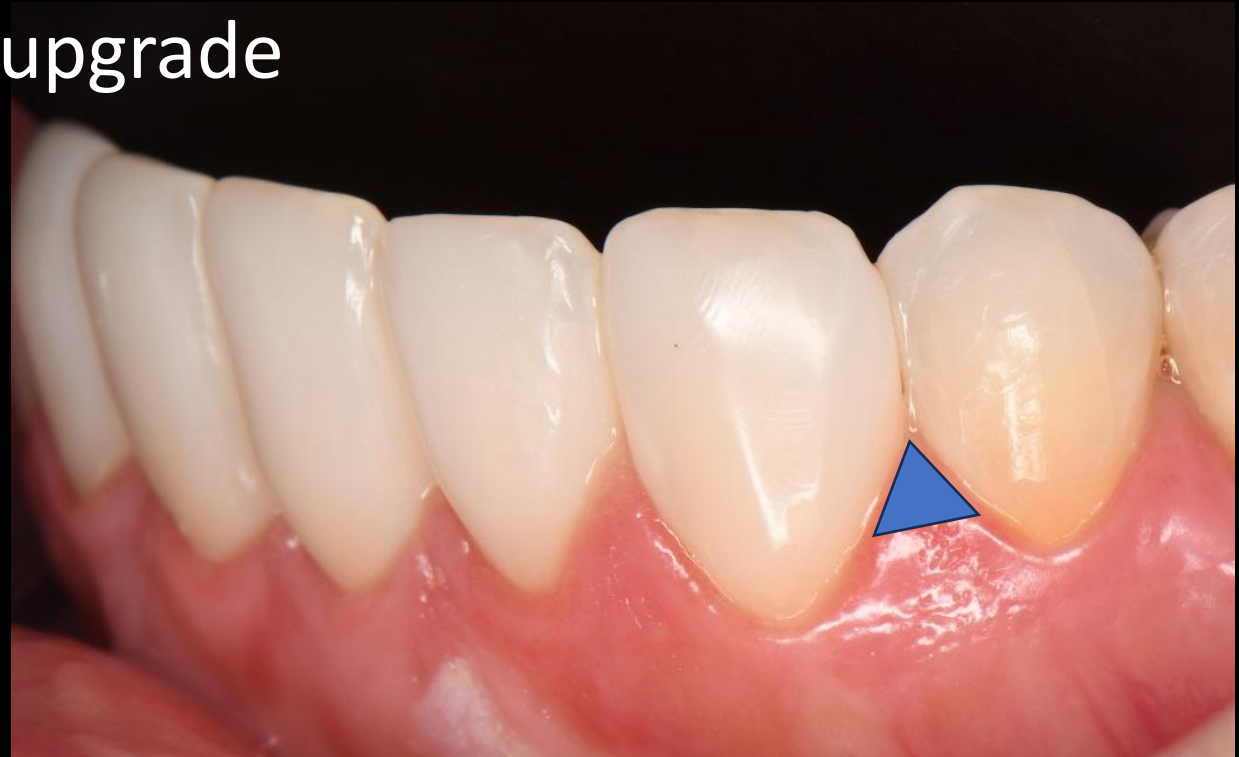


If you are doing more than one BT, consider overmolding the entire tooth, even when we are not “charging” for that triangle area



Why cover the WDT (Whole Dang Tooth)

- Easier than marginating
- Less stress for me
- Now I can consider a color upgrade





CLINIC

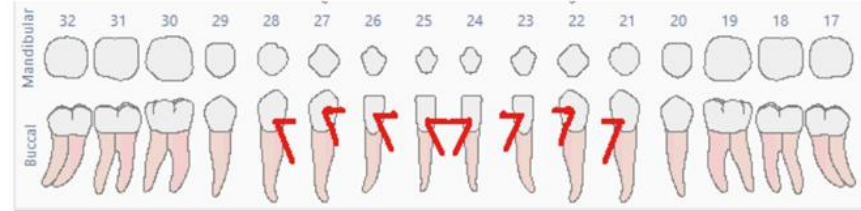
3402 South 38th Street, Tacoma, WA 98409
O: 253-474-7635 E: Patient@BioclearClinic.com

Date: 03-08-2021

Patient Name: Erica
Consultation Date: 03-08-2021
Treating Doctor: David Clark




Lower Arch



Appointment time required to complete treatment One Day: 7am to 4pm with 10 day follow appointment.

- **Lunch and Breaks:** We provide a protein liquid drink for lunch. Be sure to eat breakfast prior to appointment. You will receive breaks to rest your jaw and use restroom.
- **Night Guard:** To protect your Bioclear restorations. Requirement for 5 yr. warranty of restoration. REFERRED: Night guard to be fabricated by your local dental provider.
- **Whitening Tray Options:** 1 Kit: (Kit include: custom upper and lower trays and bleach) Following Bioclear restoration placement for take home maintenance. Cost: \$250

| Tooth # | Description | Fee |
|---------|-----------------------------------------------------------------------------------------------|-------|
| | Comprehensive Evaluation: complete oral evaluation, color, size determination, photos. | |
| • | Bioclear Comprehensive Evaluation | \$289 |

Bioclear Black Triangle:  To close negative space between teeth and rejuvenate tooth to youthful appearance.
Tooth # 21/22, 22/23, 23/24, 24/25, 25/26, 26/27 Bioclear Black Triangle Closure Multiple \$1,200 per Bioclear Black Triangle Closure.

Erica, you have the option to complete 5 or 7 Black Triangle Closures.

5 Black Triangles \$6,000
 7 Black Triangles \$8,400

- **Lunch and Breaks:** We provide a protein liquid drink for lunch. Be sure to eat breakfast prior to appointment. You will receive breaks to rest your jaw and use restroom.
- **Night Guard:** To protect your Bioclear restorations. Requirement for 5 yr. warranty of restoration. REFERRED: Night guard to be fabricated by your local dental provider.
- **Whitening Tray Options:** 1 Kit: (Kit include: custom upper and lower trays and bleach) Following Bioclear restoration placement for take home maintenance. Cost: **\$250**

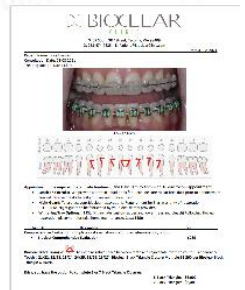
| Tooth # | Description | Fee |
|---------|-----------------------------------------------------------------------------------------------|--------------|
| | Comprehensive Evaluation: complete oral evaluation, color, size determination, photos. | |
| | • Bioclear Comprehensive Evaluation | \$289 |



Bioclear Black Triangle: To close negative space between teeth and rejuvenate tooth to youthful appearance.

Tooth # 21/22, 22/23, 23/24, 24/25, 25/26, 26/27 Bioclear Black Triangle Closure Multiple \$1,200 per Bioclear Black Triangle Closure.

Erica, you have the option to complete 5 or 7 Black Triangle Closures.



5 Black Triangles \$6,000
7 Black Triangles \$8,400

Key Takeaways from Erica's case:

- Use a shield matrix or shield matrices when possible
- What's a shield matrix?
- What are aquarium matrices?
- Doing the whole tooth is easier than half a tooth
- The "flowable clamp" for anterior rubber dams
- Use very small hole punch on your rubber dam



Pre-Operative



1-Year Post-Operative



Why do so many
composites have **brown**
margins?







2009

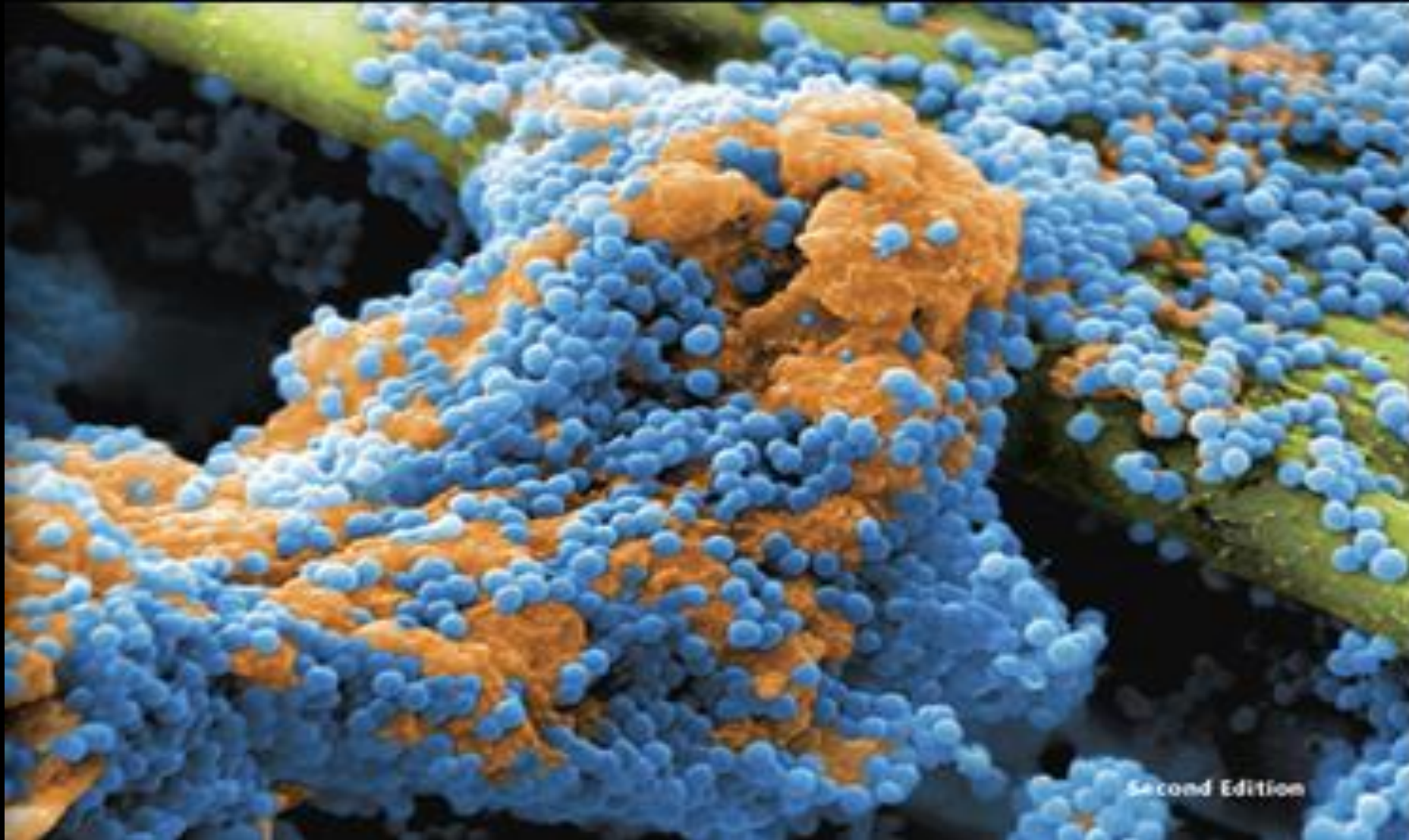


2013

Same composites four years later

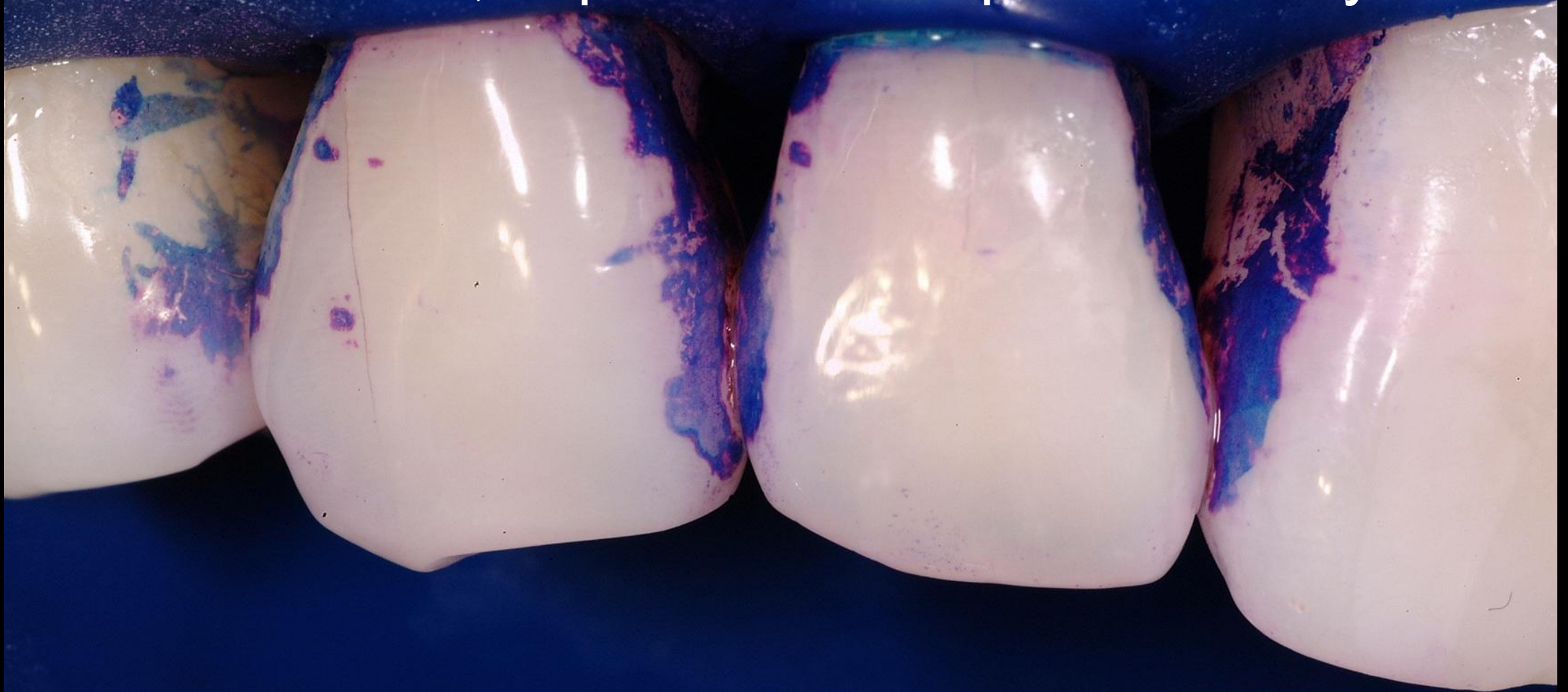
WHY?

Biofilms... Root of all evil in dentistry





After 15 minutes of traditional prophylaxis with scalers and, cup and coarse pumice slurry...



After 15 minutes of traditional prophylaxis with scalers and, cup and coarse pumice slurry...
disclosing solution was then applied



YIKES!

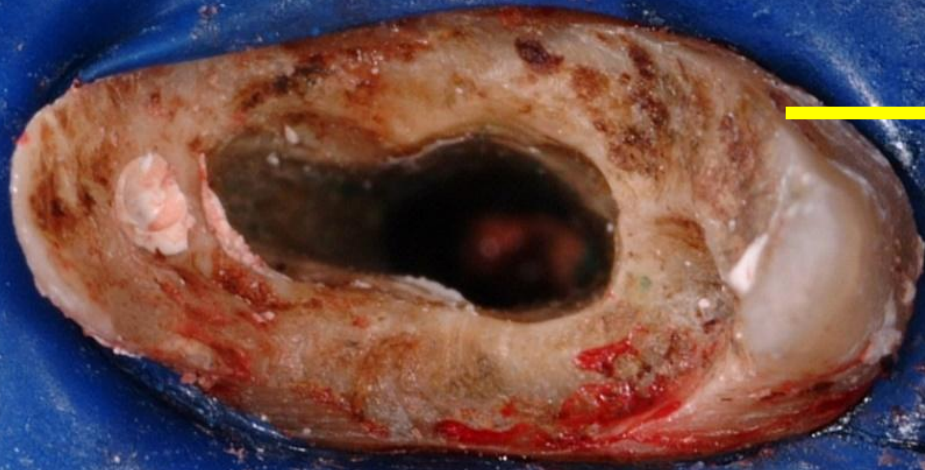
After 5 minutes of Blasting



After 5 minutes of Blasting



five second application of **aluminum tri-hydroxide air/water blasting**



Absolute Hardness

MOHS HARDNESS SCALE



I
N
C
R
E
A
S
I
N
G

H
A
R
D
N
E
S
S

↓




1 TALC



2 GYPSUM

← *FINGERNAIL*



3 CALCITE

← *COPPER COIN*



4 FLUORITE




5 APATITE

← *KNIFE / GLASS*



6 FELDSPAR

← *STEEL*



7 QUARTZ



8 TOPAZ



9 CORUNDUM



10 DIAMOND

Absolute Hardness

Talc Mg_3S

1

$Al(OH)_3$

9

Blasting $Al(OH)_3$

Dentin

Apatite

48

Enamel

Al_2O_3

400 *Air Abrasion*

Diamond (C)

1600

MOHS HARDNESS SCALE



I
N
C
R
E
A
S
I
N
G

H
A
R
D
N
E
S
S




1 TALC



2 GYPSUM

← FINGERNAIL



3 CALCITE

← COPPER COIN



4 FLUORITE



5 APATITE

← KNIFE / GLASS



6 FELDSPAR

← STEEL



7 QUARTZ



8 TOPAZ



9 CORUNDUM



10 DIAMOND

COPYRIGHT 2011, THE TRUSTEES OF INDIANA UNIVERSITY, INDIANA GEOLOGICAL SURVEY, ALL RIGHTS RESERVED
This may be reproduced for educational purposes, courtesy of the Indiana Geological Survey.

Indiana Geological Survey
611 N. Walnut Grove Ave.
Bloomington, IN 47405-2208
(812) 855-7636
IGSinfo@indiana.edu
<http://IGS.indiana.edu>



The Bioclear Blaster
multipurpose bonding



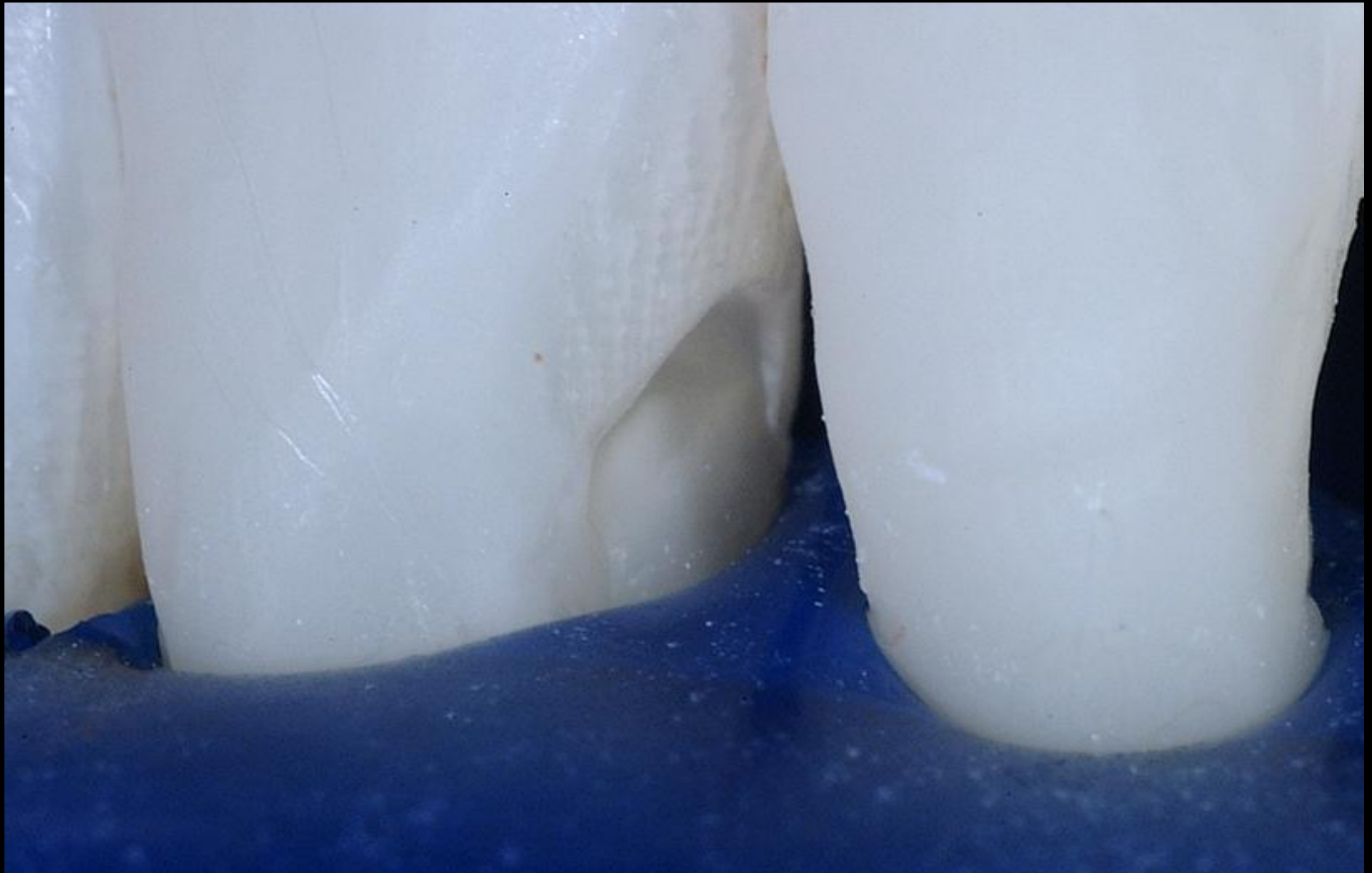


pre-operative



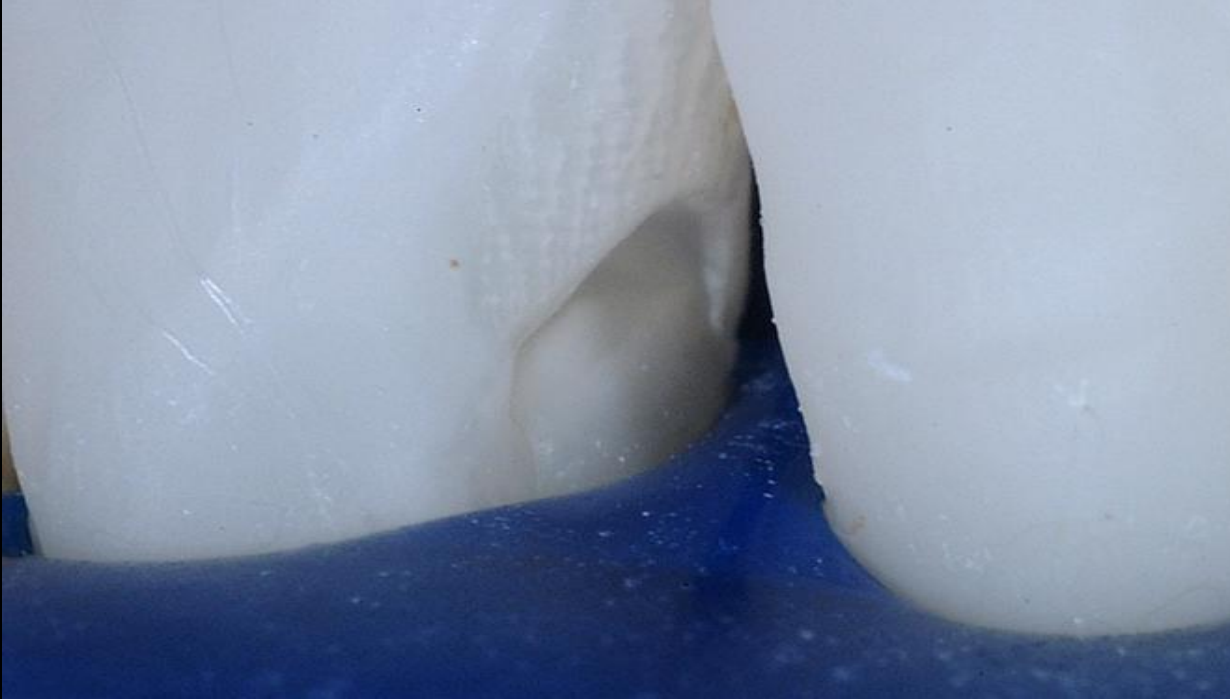








Before Blasting
with the Bioclear
Protocol



After Blasting with
the Bioclear
Protocol



Pre-op



3-year
postop





Bioclear Black Triangle Matrix Kit

A Simplified Method for Black Triangle Closures


- Disclose and remove biofilm
- Measure, matrix, injection mold
- Adapt and cure
- Finish and polish



Photo courtesy of Dr. David Clark

BT

MATRIX

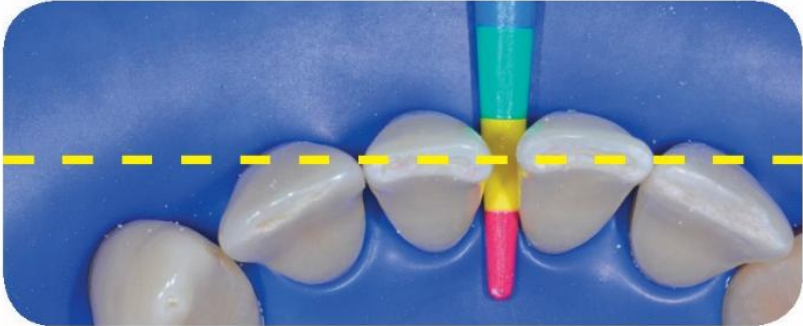


**INSTRUCTIONS
FOR USE**

 **BIOCLEAR**

BLACK TRIANGLE SYSTEM INSTRUCTIONS FOR USE


1
GAP
SIZING



2
DISCLOSE
AND CLEAN



3
CONTACT
OPTIMIZATION



4
MATRIX
INSERTION



5
ETCH
AND RINSE



6
ADHESION,
INJECTION MOLD,
LIGHT CURE,
RELEASE MATRIX,
FINISH



The next cases are a husband and wife team that wanted their black triangles treated. One received a color upgrade, the other did not.

What is a “color upgrade” using Injection molded composite and what is required to achieve it?

Mrs. Smith



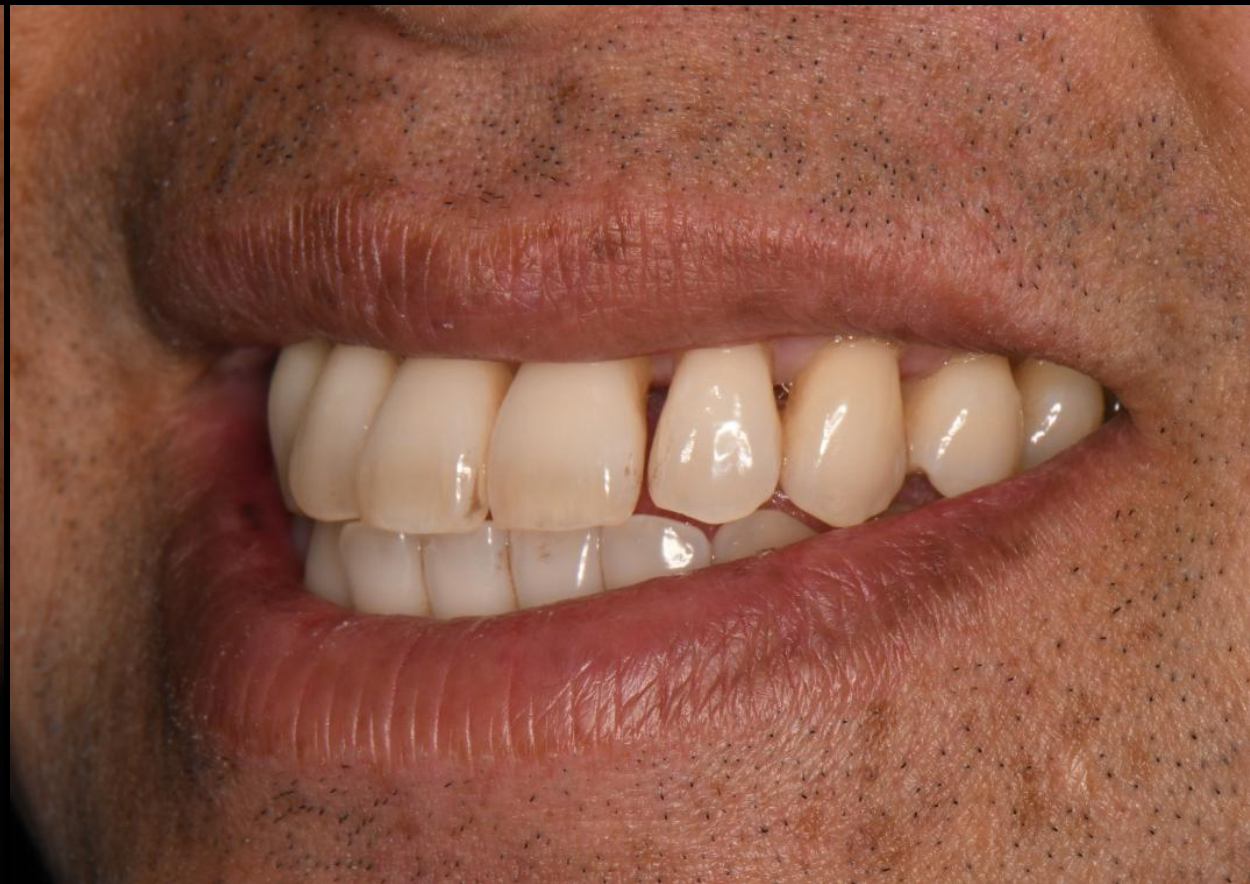
Mr. Smith



What is the standard fee to rejuvenate this couple's smiles with Bioclear? (32 teeth altogether)

Last Monday: Day 1 seven am. Husband is in the chair. He does **not** want thick teeth and I agree. His teeth are already prominent.











Kuraray Majesty ES Classic B-1 shade

This is considered a “match” or non-color-upgrade case



Day 3 noon. Time for the wife to get in the
chair



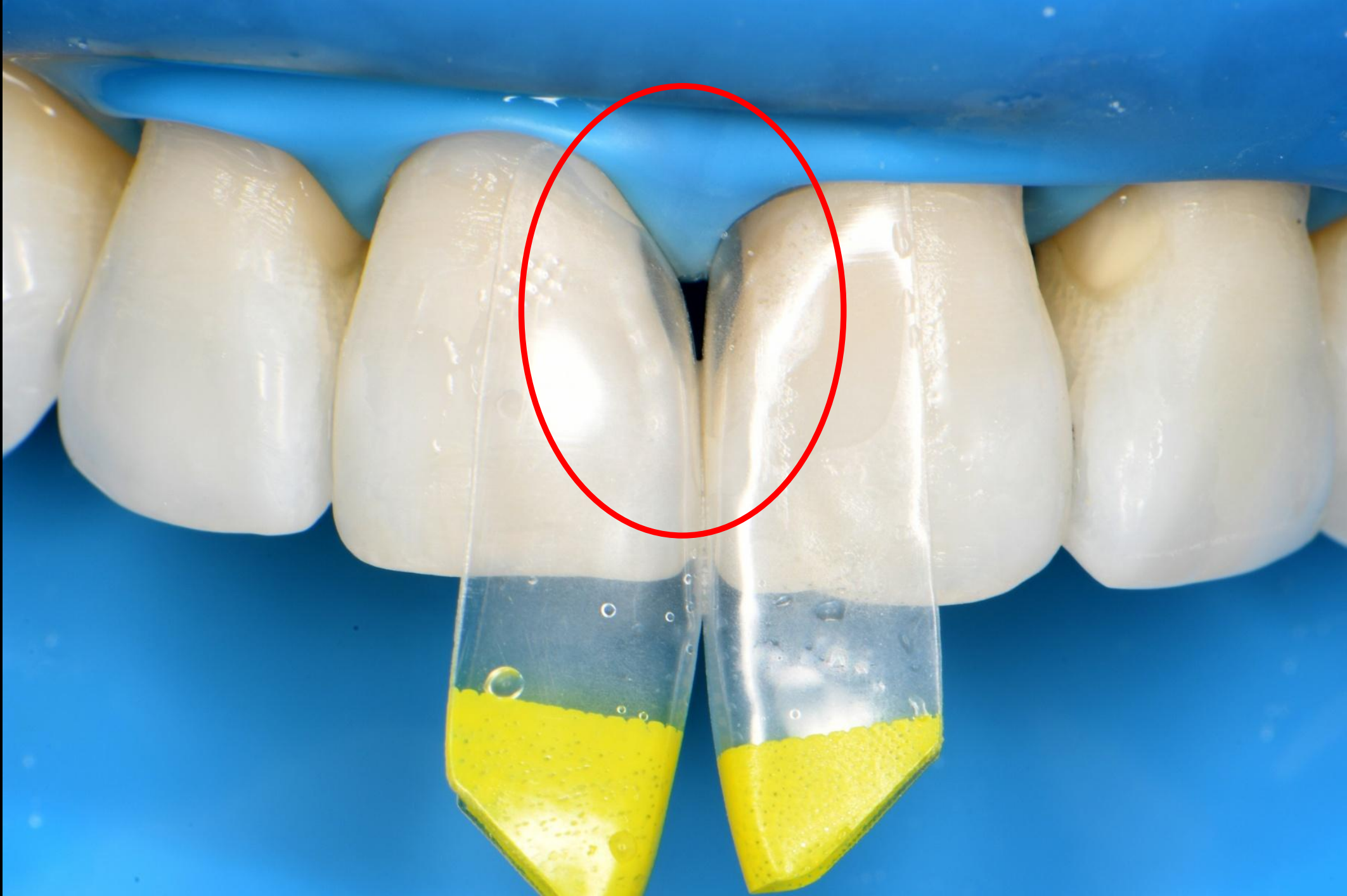












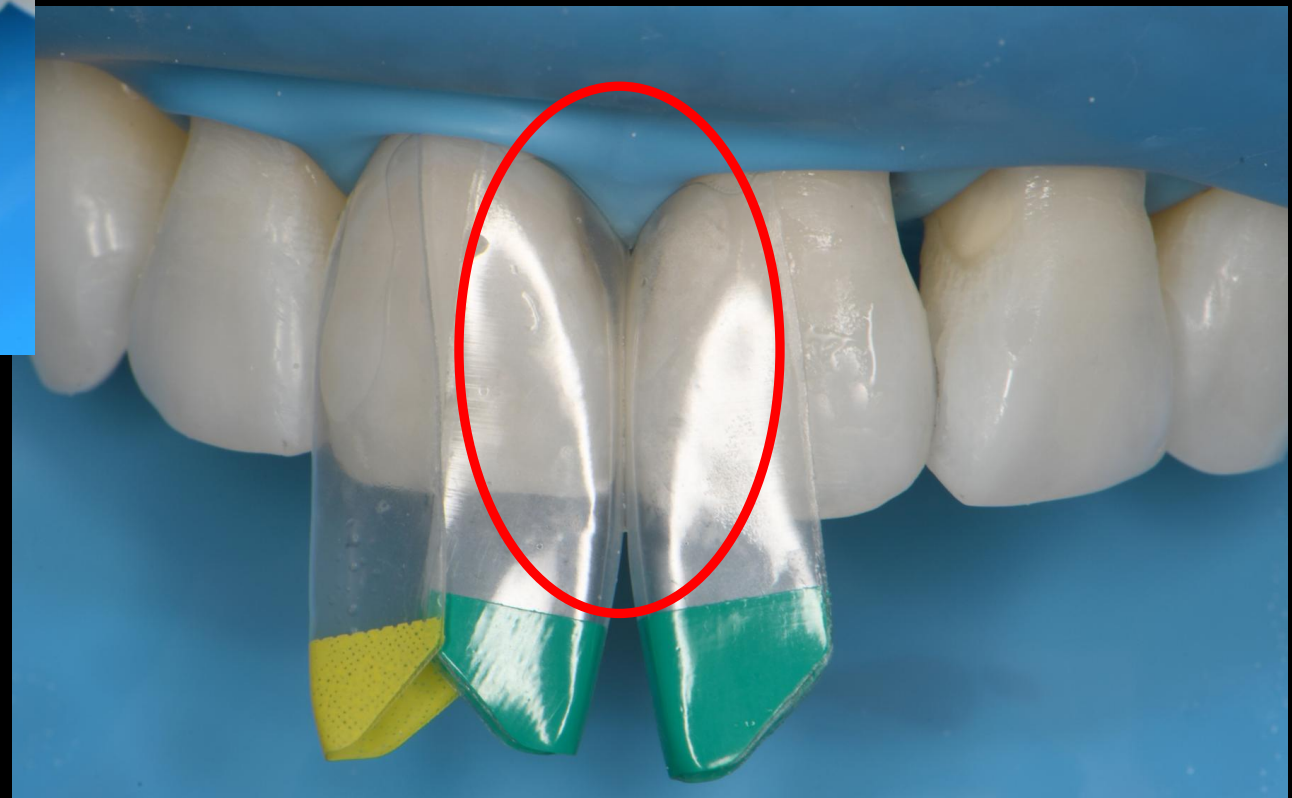
Is this ok?



NO















End of
day three



Day four

7:00 a.m.

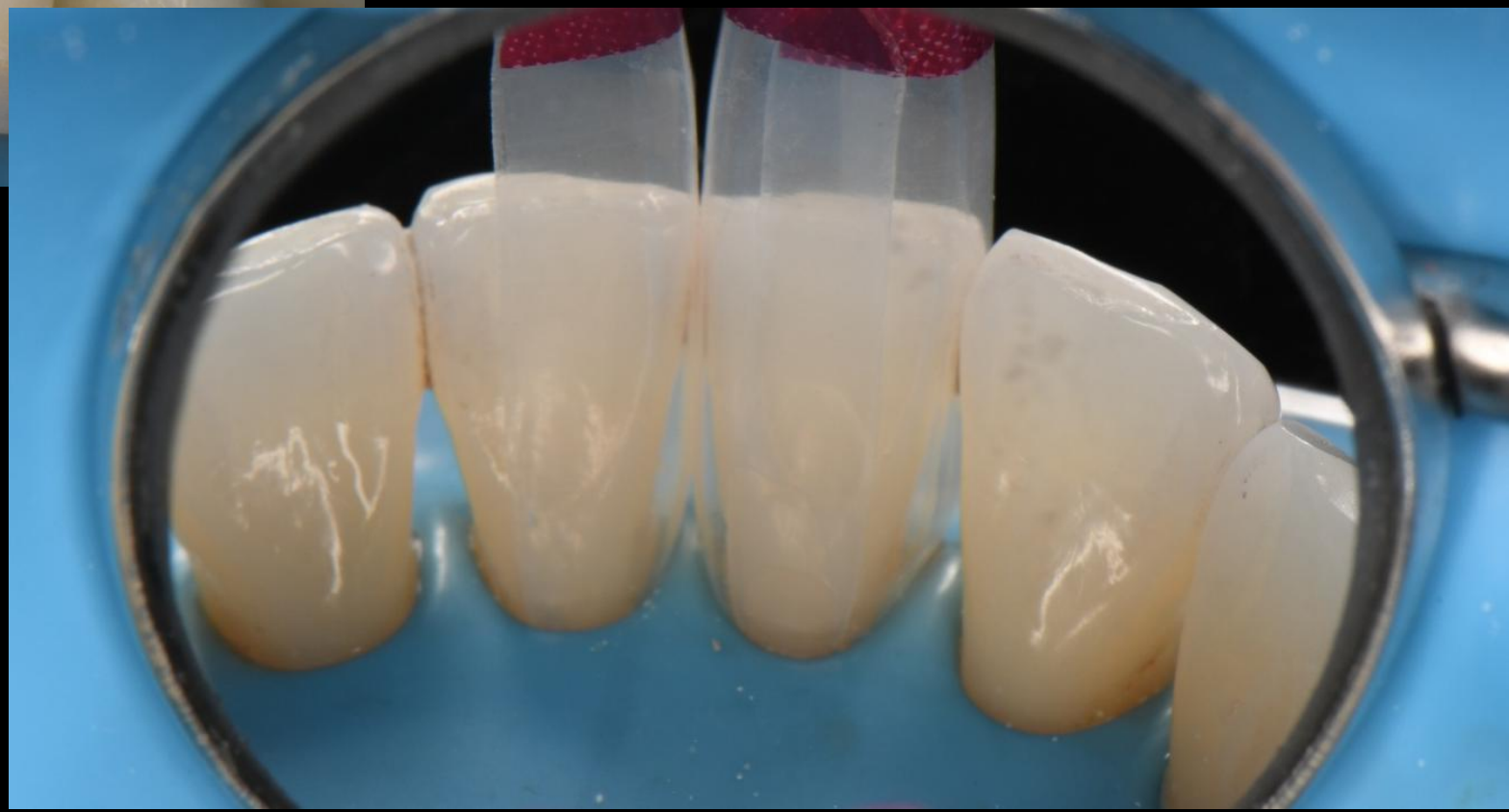












Lunch break for 40 minutes

Rubber dam comes off



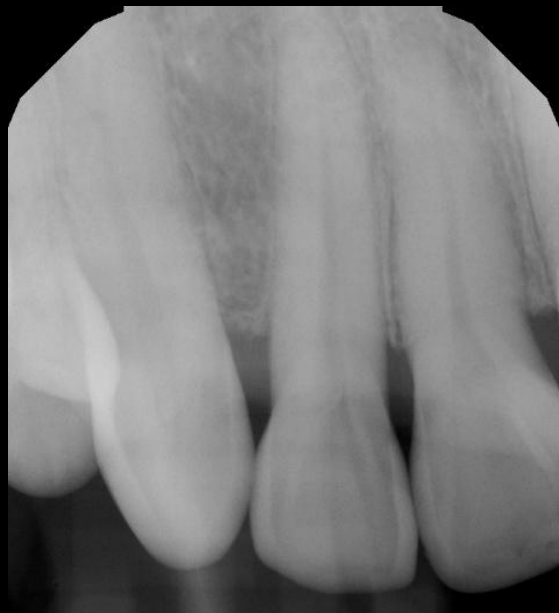


Day four 3:00 p.m.



Kuraray Majesty ES Classic EW (extra White) shade
This is considered a color-upgrade case





Mrs. Smith



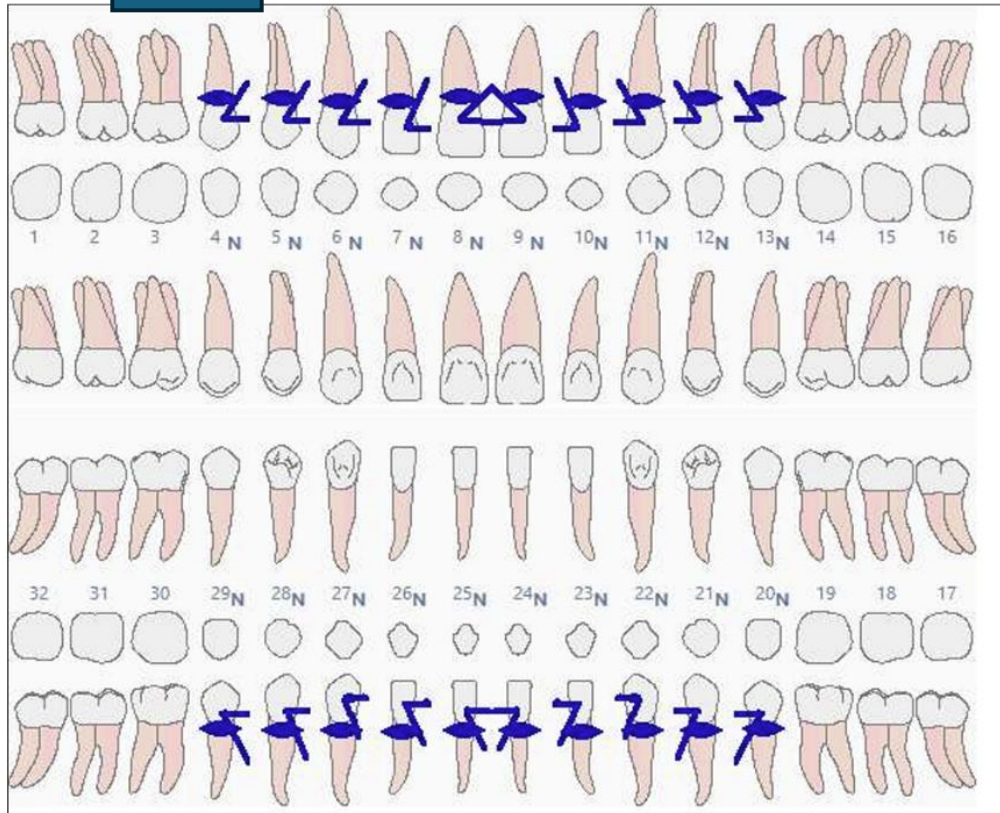
Mr. Smith



What is the standard fee to rejuvenate this couple's smiles with Bioclear? (32 teeth altogether)

Patient Chart

Patient Name
Patient ID



| Date | Description | Provider | Tth | Surf | Status | Fee |
|------------|-------------------------------------------------|------------------------|-------|------|-----------|------------|
| 10/21/2025 | 2995 - BIOCLEAR ROOT OVERLAY Facial | David J. Clark, D.D.S. | 20 | | Completed | \$566.00 |
| 10/21/2025 | 2995 - BIOCLEAR ROOT OVERLAY Facial | David J. Clark, D.D.S. | 21 | | Completed | \$566.00 |
| 10/21/2025 | 2995 - BIOCLEAR ROOT OVERLAY Facial | David J. Clark, D.D.S. | 28 | | Completed | \$566.00 |
| 10/21/2025 | 2995 - BIOCLEAR ROOT OVERLAY Facial | David J. Clark, D.D.S. | 29 | | Completed | \$566.00 |
| 10/21/2025 | 299.0 - BIOCLEAR BLACK TRIANGLE COMPLEX (MULTI) | David J. Clark, D.D.S. | 21-22 | | Completed | \$1,600.00 |
| 10/21/2025 | 299.0 - BIOCLEAR BLACK TRIANGLE COMPLEX (MULTI) | David J. Clark, D.D.S. | 20-21 | | Completed | \$1,600.00 |
| 10/21/2025 | 299.0 - BIOCLEAR BLACK TRIANGLE COMPLEX (MULTI) | David J. Clark, D.D.S. | 27-28 | | Completed | \$1,600.00 |
| 10/21/2025 | 299.0 - BIOCLEAR BLACK TRIANGLE COMPLEX (MULTI) | David J. Clark, D.D.S. | 28-29 | | Completed | \$1,600.00 |
| 10/20/2025 | 2995 - BIOCLEAR ROOT OVERLAY Facial | BIOCLEAR CLINIC | 4 | | Completed | \$566.00 |
| 10/20/2025 | 2995 - BIOCLEAR ROOT OVERLAY Facial | BIOCLEAR CLINIC | 5 | | Completed | \$566.00 |
| 10/20/2025 | 2995 - BIOCLEAR ROOT OVERLAY Facial | BIOCLEAR CLINIC | 6 | | Completed | \$566.00 |

Patient Chart

Patient Name
Patient ID

| Date | Description | Provider | Tth | Surf | Status | Fee |
|------------|-------------------------------------------------|-----------------|-------|------|-----------|------------|
| 10/20/2025 | 2995 - BIOCLEAR ROOT OVERLAY Facial | BIOCLEAR CLINIC | 7 | | Completed | \$566.00 |
| 10/20/2025 | 2995 - BIOCLEAR ROOT OVERLAY Facial | BIOCLEAR CLINIC | 8 | | Completed | \$566.00 |
| 10/20/2025 | 2995 - BIOCLEAR ROOT OVERLAY Facial | BIOCLEAR CLINIC | 9 | | Completed | \$566.00 |
| 10/20/2025 | 2995 - BIOCLEAR ROOT OVERLAY Facial | BIOCLEAR CLINIC | 10 | | Completed | \$566.00 |
| 10/20/2025 | 2995 - BIOCLEAR ROOT OVERLAY Facial | BIOCLEAR CLINIC | 11 | | Completed | \$566.00 |
| 10/20/2025 | 2995 - BIOCLEAR ROOT OVERLAY Facial | BIOCLEAR CLINIC | 12 | | Completed | \$566.00 |
| 10/20/2025 | 2995 - BIOCLEAR ROOT OVERLAY Facial | BIOCLEAR CLINIC | 13 | | Completed | \$566.00 |
| 10/20/2025 | 2995 - BIOCLEAR ROOT OVERLAY Facial | BIOCLEAR CLINIC | 27 | | Completed | \$566.00 |
| 10/20/2025 | 2995 - BIOCLEAR ROOT OVERLAY Facial | BIOCLEAR CLINIC | 26 | | Completed | \$566.00 |
| 10/20/2025 | 2995 - BIOCLEAR ROOT OVERLAY Facial | BIOCLEAR CLINIC | 25 | | Completed | \$566.00 |
| 10/20/2025 | 2995 - BIOCLEAR ROOT OVERLAY Facial | BIOCLEAR CLINIC | 24 | | Completed | \$566.00 |
| 10/20/2025 | 2995 - BIOCLEAR ROOT OVERLAY Facial | BIOCLEAR CLINIC | 23 | | Completed | \$566.00 |
| 10/20/2025 | 2995 - BIOCLEAR ROOT OVERLAY Facial | BIOCLEAR CLINIC | 22 | | Completed | \$566.00 |
| 10/20/2025 | 299.0 - BIOCLEAR BLACK TRIANGLE COMPLEX (MULTI) | BIOCLEAR CLINIC | 4-5 | | Completed | \$1,600.00 |
| 10/20/2025 | 299.0 - BIOCLEAR BLACK TRIANGLE COMPLEX (MULTI) | BIOCLEAR CLINIC | 5-6 | | Completed | \$1,600.00 |
| 10/20/2025 | 299.0 - BIOCLEAR BLACK TRIANGLE COMPLEX (MULTI) | BIOCLEAR CLINIC | 6-7 | | Completed | \$1,600.00 |
| 10/20/2025 | 299.0 - BIOCLEAR BLACK TRIANGLE COMPLEX (MULTI) | BIOCLEAR CLINIC | 7-8 | | Completed | \$1,600.00 |
| 10/20/2025 | 299.0 - BIOCLEAR BLACK TRIANGLE COMPLEX (MULTI) | BIOCLEAR CLINIC | 8-9 | | Completed | \$1,600.00 |
| 10/20/2025 | 299.0 - BIOCLEAR BLACK TRIANGLE COMPLEX (MULTI) | BIOCLEAR CLINIC | 9-10 | | Completed | \$1,600.00 |
| 10/20/2025 | 299.0 - BIOCLEAR BLACK TRIANGLE COMPLEX (MULTI) | BIOCLEAR CLINIC | 10-11 | | Completed | \$1,600.00 |
| 10/20/2025 | 299.0 - BIOCLEAR BLACK TRIANGLE COMPLEX (MULTI) | BIOCLEAR CLINIC | 11-12 | | Completed | \$1,600.00 |
| 10/20/2025 | 299.0 - BIOCLEAR BLACK TRIANGLE COMPLEX (MULTI) | BIOCLEAR CLINIC | 25-26 | | Completed | \$1,600.00 |
| 10/20/2025 | 299.0 - BIOCLEAR BLACK TRIANGLE COMPLEX (MULTI) | BIOCLEAR CLINIC | 24-25 | | Completed | \$1,600.00 |
| 10/20/2025 | 299.0 - BIOCLEAR BLACK TRIANGLE COMPLEX (MULTI) | BIOCLEAR CLINIC | 23-24 | | Completed | \$1,600.00 |
| 10/20/2025 | 299.0 - BIOCLEAR BLACK TRIANGLE COMPLEX (MULTI) | BIOCLEAR CLINIC | 22-23 | | Completed | \$1,600.00 |
| 10/20/2025 | 211 - BIOCLEAR FMX | BIOCLEAR CLINIC | | | Completed | \$252.00 |
| 10/20/2025 | 151 - BIOCLEAR COMP EVALUATION | BIOCLEAR CLINIC | | | Completed | \$289.00 |
| 10/20/2025 | 299.0 - BIOCLEAR BLACK TRIANGLE COMPLEX (MULTI) | BIOCLEAR CLINIC | 12-13 | | Completed | \$1,600.00 |
| 10/20/2025 | 299.0 - BIOCLEAR BLACK TRIANGLE COMPLEX (MULTI) | BIOCLEAR CLINIC | 26-27 | | Completed | \$1,600.00 |
| 8/27/2025 | 310.1 - BIOCLEAR Virtual CONSULT | BIOCLEAR CLINIC | | | Completed | \$0 |

Total: \$40,661

Tx plans

Completed

\$1,600.00

Completed

\$1,600.00

Completed

\$0

Total: \$40,661

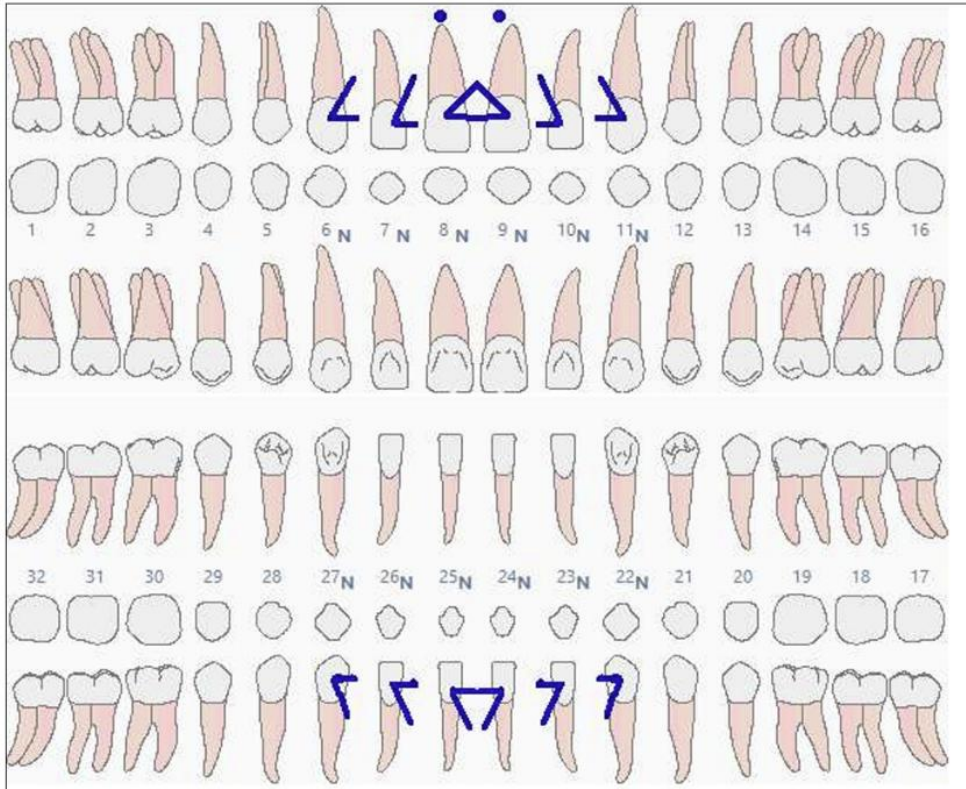
11:29 am Clark Dental Group & Bioclear Clinic 11/12/2025
Patient Chart
 Patient Name: Garrin Wong
 Patient ID: 2278

| Date | Description | Provider | Itm | Surf | Status | Est |
|------------|-------------------------------------------------|------------------------|-------|------|-----------|------------|
| 10/21/2025 | 2995 - BIOCLEAR ROOT OVERLAY Facial | David J. Clark, D.D.S. | 20 | | Completed | \$566.00 |
| 10/21/2025 | 2995 - BIOCLEAR ROOT OVERLAY Facial | David J. Clark, D.D.S. | 21 | | Completed | \$566.00 |
| 10/21/2025 | 2995 - BIOCLEAR ROOT OVERLAY Facial | David J. Clark, D.D.S. | 28 | | Completed | \$566.00 |
| 10/21/2025 | 2995 - BIOCLEAR ROOT OVERLAY Facial | David J. Clark, D.D.S. | 29 | | Completed | \$566.00 |
| 10/21/2025 | 299 0 - BIOCLEAR BLACK TRIANGLE COMPLEX (MULTI) | David J. Clark, D.D.S. | 21-22 | | Completed | \$1,600.00 |
| 10/21/2025 | 299 0 - BIOCLEAR BLACK TRIANGLE COMPLEX (MULTI) | David J. Clark, D.D.S. | 20-21 | | Completed | \$1,600.00 |
| 10/21/2025 | 299 0 - BIOCLEAR BLACK TRIANGLE COMPLEX (MULTI) | David J. Clark, D.D.S. | 27-28 | | Completed | \$1,600.00 |
| 10/21/2025 | 299 0 - BIOCLEAR BLACK TRIANGLE COMPLEX (MULTI) | David J. Clark, D.D.S. | 28-29 | | Completed | \$1,600.00 |
| 10/20/2025 | 2995 - BIOCLEAR ROOT OVERLAY Facial | BIOCLEAR CLINIC | 4 | | Completed | \$566.00 |
| 10/20/2025 | 2995 - BIOCLEAR ROOT OVERLAY Facial | BIOCLEAR CLINIC | 5 | | Completed | \$566.00 |
| 10/20/2025 | 2995 - BIOCLEAR ROOT OVERLAY Facial | BIOCLEAR CLINIC | 6 | | Completed | \$566.00 |

Current Dental Terminology (2022) © American Dental Association (ADA). All rights reserved.

Patient Chart

Patient Name
Patie



| Date | Description | Provider | Tth | Surf | Status | Fee |
|------------|-------------------------------------------------|-----------------|-------|------|-----------|------------|
| 10/20/2025 | 211 - BIOCLEAR FMX | BIOCLEAR CLINIC | | | Completed | \$252.00 |
| 10/20/2025 | 151 - BIOCLEAR COMP EVALUATION | BIOCLEAR CLINIC | | | Completed | \$289.00 |
| 10/20/2025 | 299.0 - BIOCLEAR BLACK TRIANGLE COMPLEX (MULTI) | BIOCLEAR CLINIC | 6-7 | | Completed | \$1,500.00 |
| 10/20/2025 | 299.0 - BIOCLEAR BLACK TRIANGLE COMPLEX (MULTI) | BIOCLEAR CLINIC | 7-8 | | Completed | \$1,500.00 |
| 10/20/2025 | 996.2 - REMOVAL of Existing Restoration Simple | BIOCLEAR CLINIC | 8 | | Completed | \$150.00 |
| 10/20/2025 | 299.0 - BIOCLEAR BLACK TRIANGLE COMPLEX (MULTI) | BIOCLEAR CLINIC | 8-9 | | Completed | \$1,500.00 |
| 10/20/2025 | 996.2 - REMOVAL of Existing Restoration Simple | BIOCLEAR CLINIC | 9 | | Completed | \$150.00 |
| 10/20/2025 | 299.0 - BIOCLEAR BLACK TRIANGLE COMPLEX (MULTI) | BIOCLEAR CLINIC | 9-10 | | Completed | \$1,500.00 |
| 10/20/2025 | 299.0 - BIOCLEAR BLACK TRIANGLE COMPLEX (MULTI) | BIOCLEAR CLINIC | 10-11 | | Completed | \$1,500.00 |

1:03 pm

Clark Dental Group & Bioclear Clinic

11/12/2025

Patient Chart

Patient Name: Pang Ly

Patient ID: 2266

| Date | Description | Provider | Tth | Surf | Status | Fee |
|------------|-------------------------------------------------|-----------------|-------|------|-----------|------------|
| 10/20/2025 | 299.0 - BIOCLEAR BLACK TRIANGLE COMPLEX (MULTI) | BIOCLEAR CLINIC | 22-23 | | Completed | \$1,500.00 |
| 10/20/2025 | 299.0 - BIOCLEAR BLACK TRIANGLE COMPLEX (MULTI) | BIOCLEAR CLINIC | 23-24 | | Completed | \$1,500.00 |
| 10/20/2025 | 299.0 - BIOCLEAR BLACK TRIANGLE COMPLEX (MULTI) | BIOCLEAR CLINIC | 24-25 | | Completed | \$1,500.00 |
| 10/20/2025 | 299.0 - BIOCLEAR BLACK TRIANGLE COMPLEX (MULTI) | BIOCLEAR CLINIC | 25-26 | | Completed | \$1,500.00 |
| 10/20/2025 | 299.0 - BIOCLEAR BLACK TRIANGLE COMPLEX (MULTI) | BIOCLEAR CLINIC | 26-27 | | Completed | \$1,500.00 |
| 8/27/2025 | 310.1 - BIOCLEAR Virtual CONSULT | BIOCLEAR CLINIC | | | Completed | \$0 |

Total: \$15,841.00

11:29 am Clark Dental Group & BioStar Clinic Patient Chart

19120225

Patient Name: Doreen Wong
Patient ID: 2278

| Date | Description | Procedure | Th | Surf | Status | Fee |
|------------|-----------------------------------------------|------------------------|-------|------|-----------|------------|
| 10/19/2025 | 2155 - BIOCLEAR BOND OVERLAY Facial | Dent. J. Clark, D.D.S. | 22 | | Completed | \$965.00 |
| 10/19/2025 | 7895 - BIOCLEAR BOND OVERLAY Facial | Dent. J. Clark, D.D.S. | 21 | | Completed | \$655.00 |
| 10/19/2025 | 2156 - BIOCLEAR BOND OVERLAY Facial | Dent. J. Clark, D.D.S. | 24 | | Completed | \$965.00 |
| 10/19/2025 | 2156 - BIOCLEAR BOND OVERLAY Facial | Dent. J. Clark, D.D.S. | 23 | | Completed | \$965.00 |
| 10/19/2025 | 288 H - BIOCLEAR BLACK TRIANGLE COMPLEX BLEND | Dent. J. Clark, D.D.S. | 21-22 | | Completed | \$7,900.00 |
| 10/19/2025 | 289 H - BIOCLEAR BLACK TRIANGLE COMPLEX BLEND | Dent. J. Clark, D.D.S. | 25-24 | | Completed | \$1,028.00 |
| 10/19/2025 | 289 H - BIOCLEAR BLACK TRIANGLE COMPLEX BLEND | Dent. J. Clark, D.D.S. | 27-28 | | Completed | \$1,028.00 |
| 10/19/2025 | 289 H - BIOCLEAR BLACK TRIANGLE COMPLEX BLEND | Dent. J. Clark, D.D.S. | 28-29 | | Completed | \$1,028.00 |
| 10/20/2025 | 2156 - BIOCLEAR BOND OVERLAY Facial | BIOCLEAR BLIND | 4 | | Completed | \$385.00 |
| 10/20/2025 | 7895 - BIOCLEAR BOND OVERLAY Facial | BIOCLEAR BLIND | 6 | | Completed | \$655.00 |
| 10/20/2025 | 2156 - BIOCLEAR BOND OVERLAY Facial | BIOCLEAR BLIND | 4 | | Completed | \$385.00 |

10/19/2025 10/20/2025

Completed \$1,600.00

Completed \$0

Total: \$40,661

11:37 pm Clark Dental Group & BioStar Clinic Patient Chart

19120225

Patient Name: Pong Lu
Patient ID: 2286


| Date | Description | Procedure | Th | Surf | Status | Fee |
|------------|--------------------|----------------|----|------|-----------|----------|
| 10/20/2025 | 191 - BIOCLEAR FIX | BIOCLEAR BLIND | 1 | | Completed | \$252.00 |
| 10/20/2025 | 191 - BIOCLEAR FIX | BIOCLEAR BLIND | 2 | | Completed | \$252.00 |
| 10/20/2025 | 191 - BIOCLEAR FIX | BIOCLEAR BLIND | 3 | | Completed | \$252.00 |
| 10/20/2025 | 191 - BIOCLEAR FIX | BIOCLEAR BLIND | 4 | | Completed | \$252.00 |
| 10/20/2025 | 191 - BIOCLEAR FIX | BIOCLEAR BLIND | 5 | | Completed | \$252.00 |
| 10/20/2025 | 191 - BIOCLEAR FIX | BIOCLEAR BLIND | 6 | | Completed | \$252.00 |
| 10/20/2025 | 191 - BIOCLEAR FIX | BIOCLEAR BLIND | 7 | | Completed | \$252.00 |
| 10/20/2025 | 191 - BIOCLEAR FIX | BIOCLEAR BLIND | 8 | | Completed | \$252.00 |
| 10/20/2025 | 191 - BIOCLEAR FIX | BIOCLEAR BLIND | 9 | | Completed | \$252.00 |
| 10/20/2025 | 191 - BIOCLEAR FIX | BIOCLEAR BLIND | 10 | | Completed | \$252.00 |
| 10/20/2025 | 191 - BIOCLEAR FIX | BIOCLEAR BLIND | 11 | | Completed | \$252.00 |
| 10/20/2025 | 191 - BIOCLEAR FIX | BIOCLEAR BLIND | 12 | | Completed | \$252.00 |
| 10/20/2025 | 191 - BIOCLEAR FIX | BIOCLEAR BLIND | 13 | | Completed | \$252.00 |
| 10/20/2025 | 191 - BIOCLEAR FIX | BIOCLEAR BLIND | 14 | | Completed | \$252.00 |
| 10/20/2025 | 191 - BIOCLEAR FIX | BIOCLEAR BLIND | 15 | | Completed | \$252.00 |
| 10/20/2025 | 191 - BIOCLEAR FIX | BIOCLEAR BLIND | 16 | | Completed | \$252.00 |
| 10/20/2025 | 191 - BIOCLEAR FIX | BIOCLEAR BLIND | 17 | | Completed | \$252.00 |
| 10/20/2025 | 191 - BIOCLEAR FIX | BIOCLEAR BLIND | 18 | | Completed | \$252.00 |
| 10/20/2025 | 191 - BIOCLEAR FIX | BIOCLEAR BLIND | 19 | | Completed | \$252.00 |
| 10/20/2025 | 191 - BIOCLEAR FIX | BIOCLEAR BLIND | 20 | | Completed | \$252.00 |
| 10/20/2025 | 191 - BIOCLEAR FIX | BIOCLEAR BLIND | 21 | | Completed | \$252.00 |
| 10/20/2025 | 191 - BIOCLEAR FIX | BIOCLEAR BLIND | 22 | | Completed | \$252.00 |
| 10/20/2025 | 191 - BIOCLEAR FIX | BIOCLEAR BLIND | 23 | | Completed | \$252.00 |
| 10/20/2025 | 191 - BIOCLEAR FIX | BIOCLEAR BLIND | 24 | | Completed | \$252.00 |
| 10/20/2025 | 191 - BIOCLEAR FIX | BIOCLEAR BLIND | 25 | | Completed | \$252.00 |
| 10/20/2025 | 191 - BIOCLEAR FIX | BIOCLEAR BLIND | 26 | | Completed | \$252.00 |
| 10/20/2025 | 191 - BIOCLEAR FIX | BIOCLEAR BLIND | 27 | | Completed | \$252.00 |
| 10/20/2025 | 191 - BIOCLEAR FIX | BIOCLEAR BLIND | 28 | | Completed | \$252.00 |
| 10/20/2025 | 191 - BIOCLEAR FIX | BIOCLEAR BLIND | 29 | | Completed | \$252.00 |
| 10/20/2025 | 191 - BIOCLEAR FIX | BIOCLEAR BLIND | 30 | | Completed | \$252.00 |
| 10/20/2025 | 191 - BIOCLEAR FIX | BIOCLEAR BLIND | 31 | | Completed | \$252.00 |
| 10/20/2025 | 191 - BIOCLEAR FIX | BIOCLEAR BLIND | 32 | | Completed | \$252.00 |

10/20/2025 10/21/2025


\$0

Total: \$15,841.00

BT



MATRIX

BY  BIOCLEAR

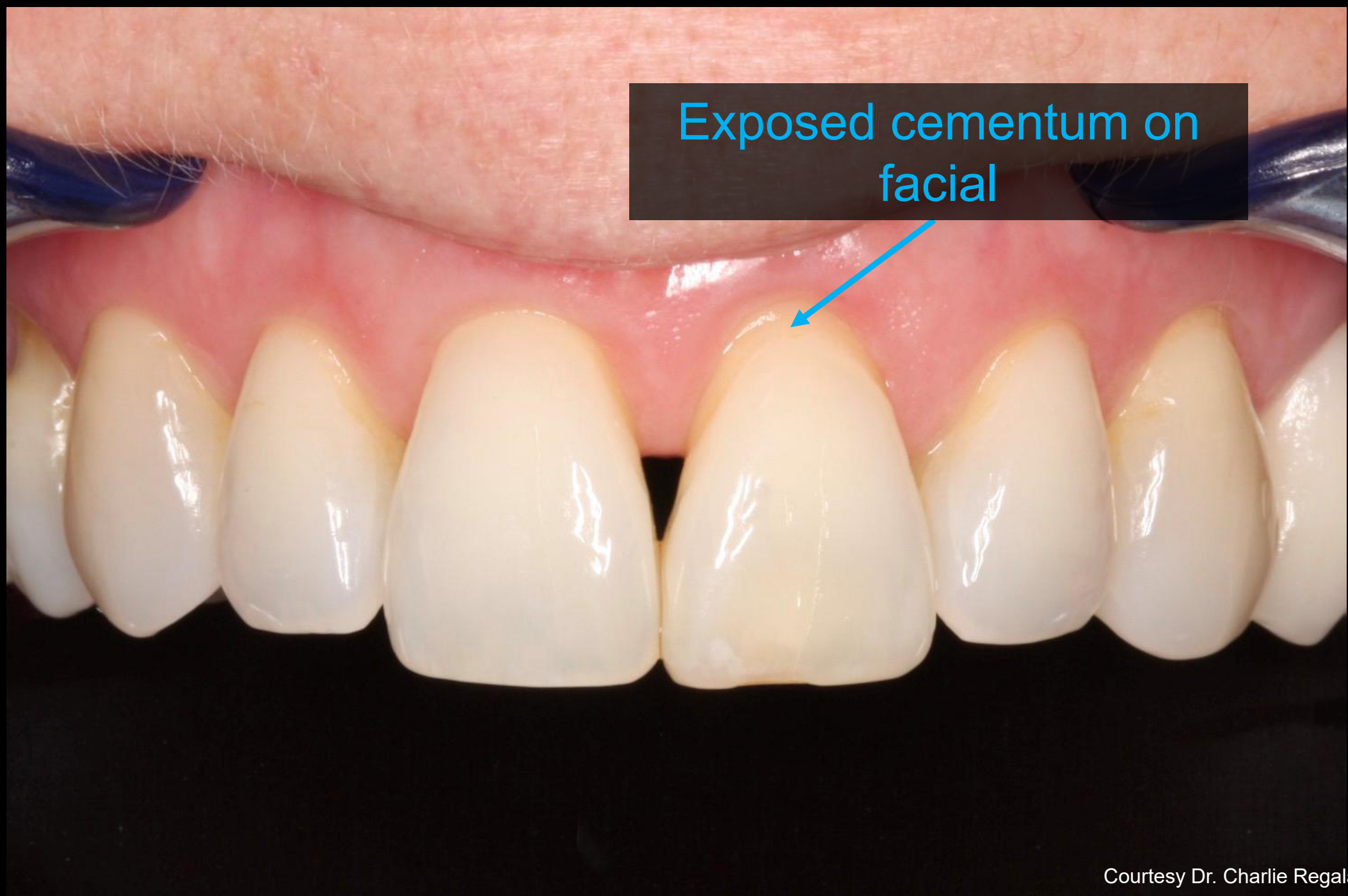


**the Root Overlay
for shape transitioning and
cervical abrasions**

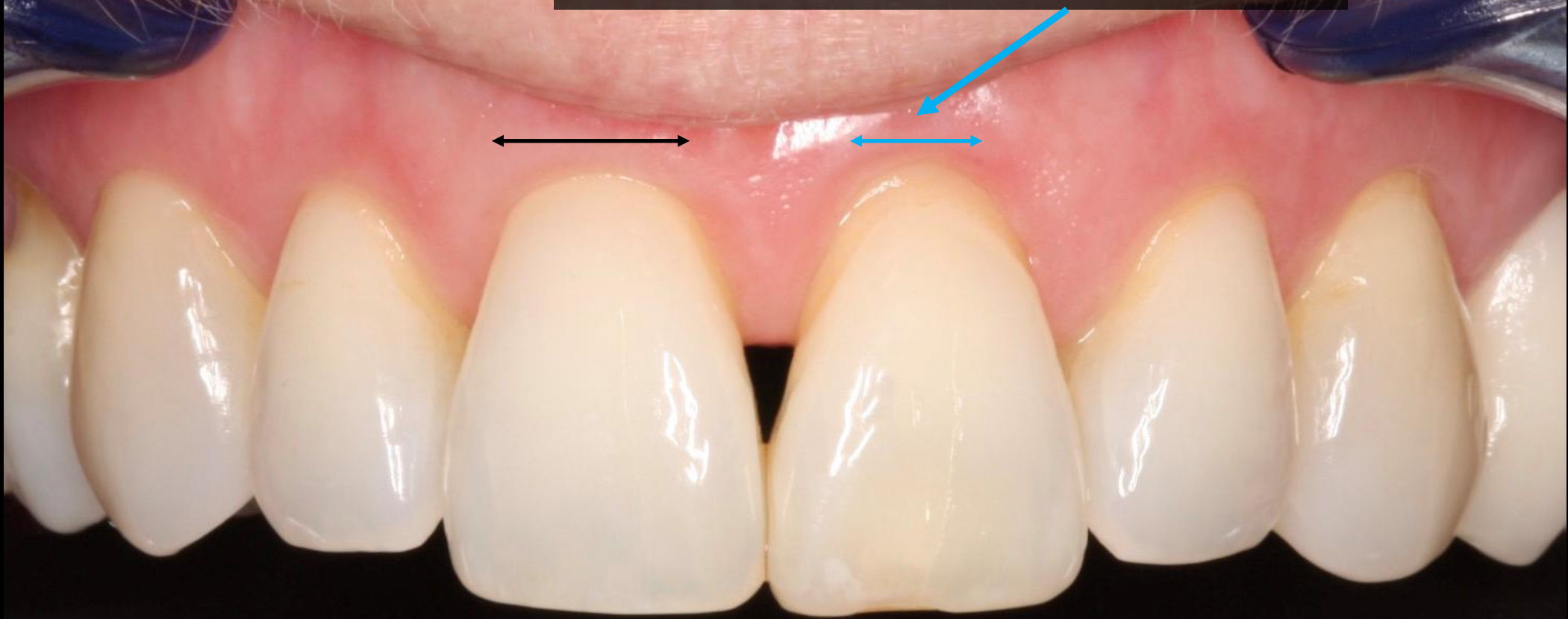
Matrix Selection and Modification for the Root Overlay. When is it necessary to add the root overlay procedure to a Black Triangle treatment?

- Exposed cementum on the facial
- When the mesial-distal dimension of the facial zenith is too narrow

Exposed cementum on
facial



Mesio-distal dimension is too narrow





Before Bioclear



After Bioclear Root Overlay plus
Black Triangle Treatment

Both the black triangle and the root overlay are performed with Bioclear BT matrices





The *Muffin Top* dilemma



**the Root Overlay
for shape transitioning and
cervical abrasions**





Recommended Bioclear Matrices by Indication

For more information contact us
Bioclear Matrix Systems
1-855-712-5327



360 Veneer

Class V and to significantly increase overjet or correct anterior open bite.





TOOTH & SURFACE SPECIFIC MATRIX SYSTEM

BY ∞ BIOCLEAR



140 Anterior Matrices

#6 through #11 in Mesial & Distal
Small & Medium Lower Incisor

75 Wedges

25 Small Wedges
50 Medium Wedges

The next generation of anterior matrices:

We're taking the
guesswork out of to
matrix selection

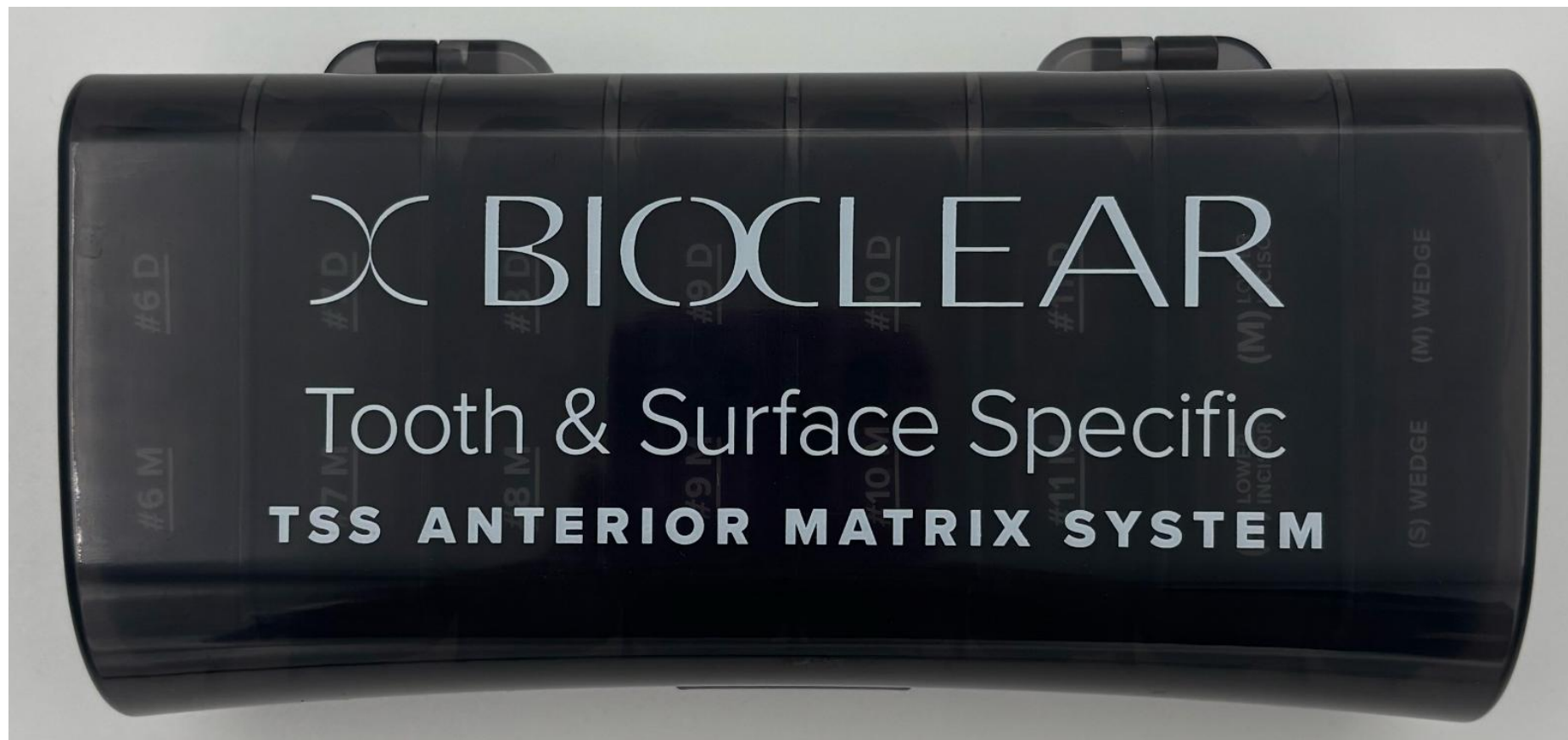


Contact your Bioclear Sales Rep to Pre-Order

WWW.BIOCLEARMATRIX.COM

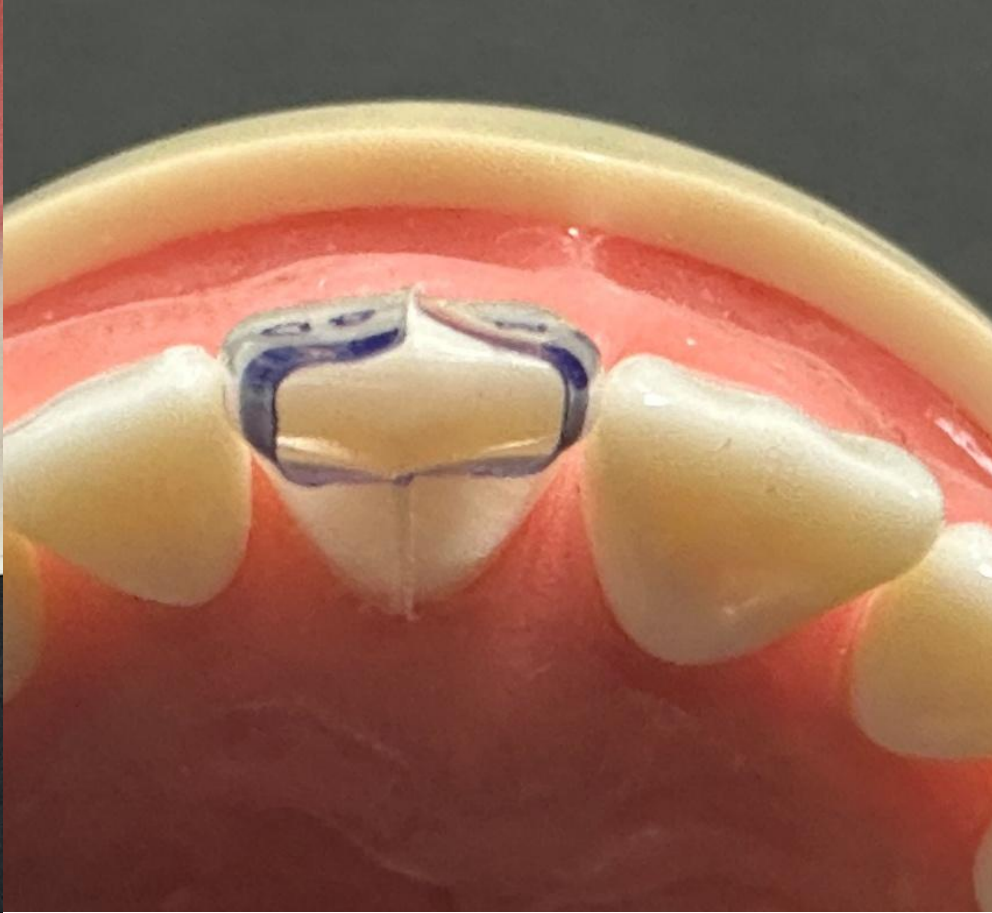
1.855.712.5327

The TSS system is for small and large anterior restorations, broken teeth and anterior esthetic veneering when you DO NOT have a black triangle or diastema













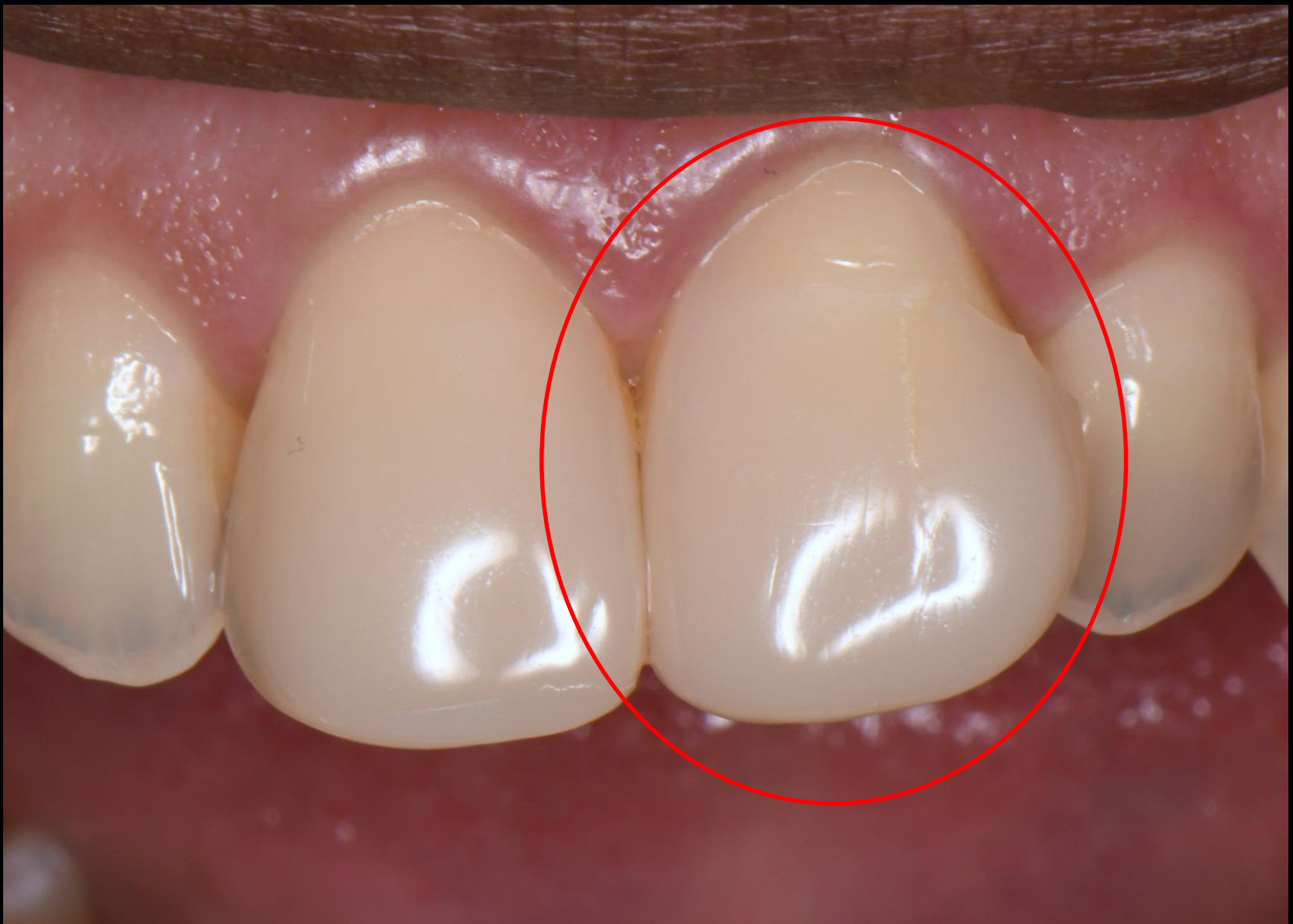


Khairul's regular dentist restored the tooth, but the patient was unhappy with the outcome. Khairul had two major complaints and one major concern:

- The restoration shreds floss
- The restoration is the wrong shape
- He does NOT want a crown



Pre-Operative View





- The restoration shreds floss
- The restoration is the wrong shape
- He does NOT want a crown





TSS

TOOTH & SURFACE SPECIFIC
MATRIX SYSTEM
BY BIOCLEAR



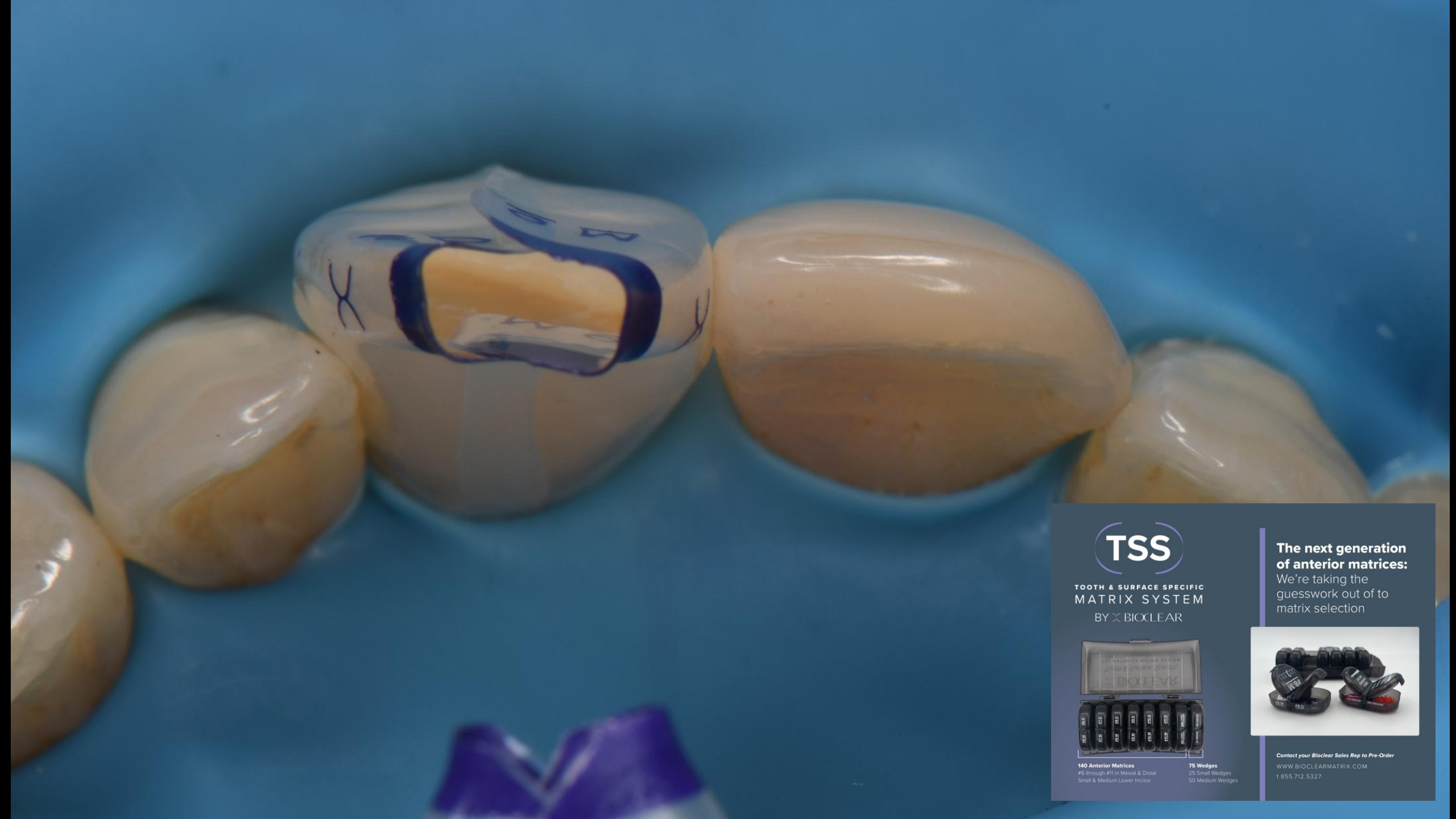
140 Anterior Matrices
#8 through #11 in Mesial & Distal
Small & Medium Lower Incisor

75 Wedges
25 Small Wedges
50 Medium Wedges

**The next generation
of anterior matrices:**
We're taking the
guesswork out of to
matrix selection



Contact your Bioclear Sales Rep to Pre-Order
WWW.BIOCLEARMATRIX.COM
1.855.712.5327



TSS

TOOTH & SURFACE SPECIFIC
MATRIX SYSTEM
BY BIOCLEAR



140 Anterior Matrices
#8 through #11 in Mesial & Distal
Small & Medium Lower Incisor

75 Wedges
25 Small Wedges
50 Medium Wedges

**The next generation
of anterior matrices:**
We're taking the
guesswork out of
matrix selection



Contact your Bioclear Sales Rep to Pre-Order
WWW.BIOCLEARMATRIX.COM
1.855.712.5327

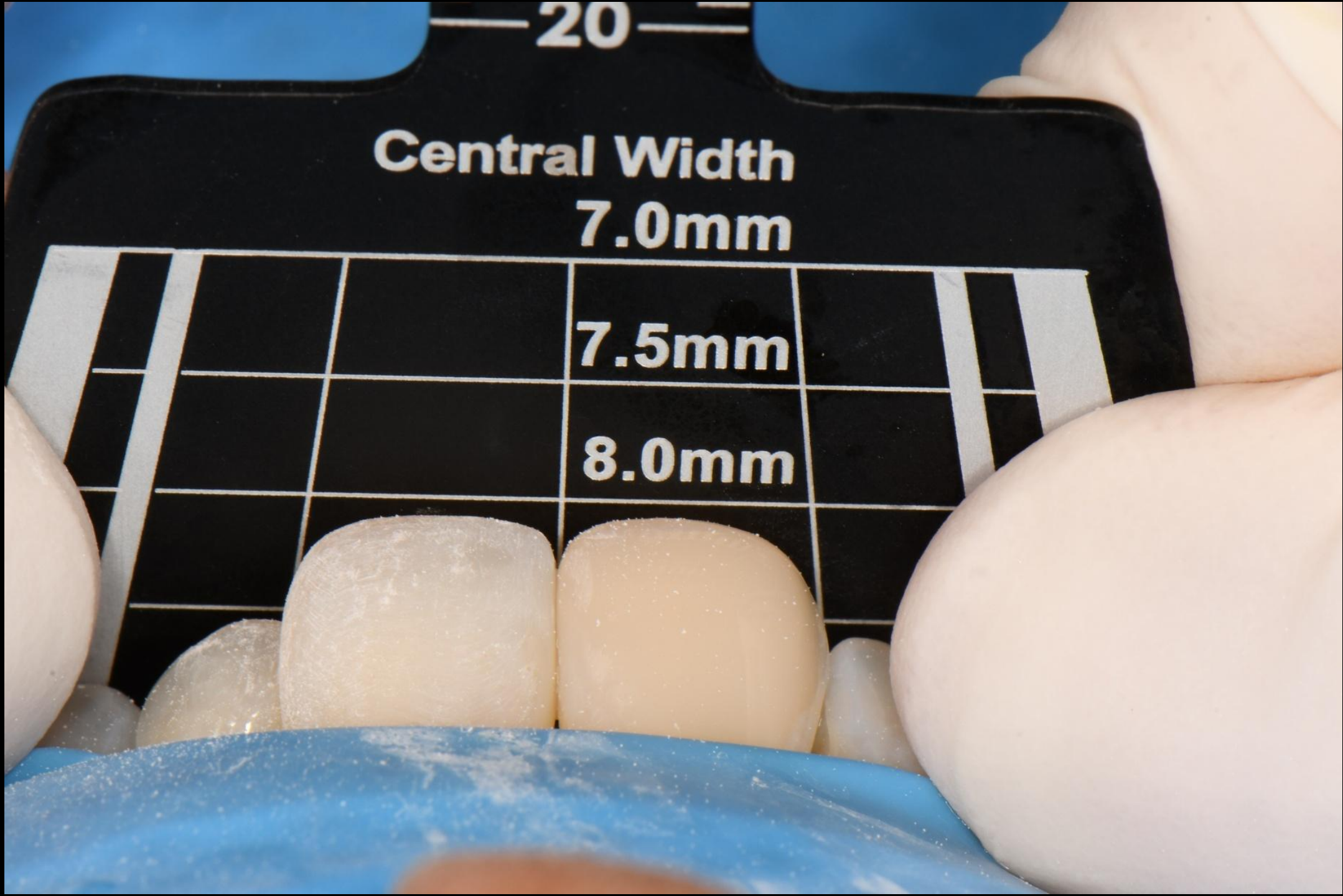


20

Central Width
7.0mm

7.5mm

8.0mm



- Before we started the procedure, I let Khairul know that the composite on the 11 had turned a bit yellow.
- I also let him know that it is impossible to get a perfect match to neighboring aged composite or natural teeth.
- I always ask the patient, “Do you want me to err on the light side or the dark side with shade? We can always bleach the natural teeth later and replace older yellowing composite on other teeth with a more color stable composite”.
- He chose to err on the light side in terms of shade selection.



Pre-Operative View



Immediate post-op. He asked for floss. It flossed perfectly. The patient loved it, hugged me and later posted marvelous reviews on Google



Kuraray Majesty ES: B1 flowable and paste



pre-op view



post-op view





Recommended Bioclear Matrices by Indication

For more information contact us
Bioclear Matrix Systems
1-855-712-5327



360 Veneer

Class V and to significantly increase overjet or correct anterior open bite.



Another TSS (Tooth and Surface Specific) Matrix Case





What percentage of the tooth is removed for a conservative crown prep?



Edelhoff D, Sorensen JA.
Tooth Structure Removal Associated with Various Preparation Designs for Posterior Teeth.
Int J Periodontics Restorative Dent 2002; vol 22; 3: 240-249.



Source: Google Images





Monolithic Kuraray Majesty
ES Paste & Flow: Shade
EW (extra white) with
Bioclear TSS Matrix





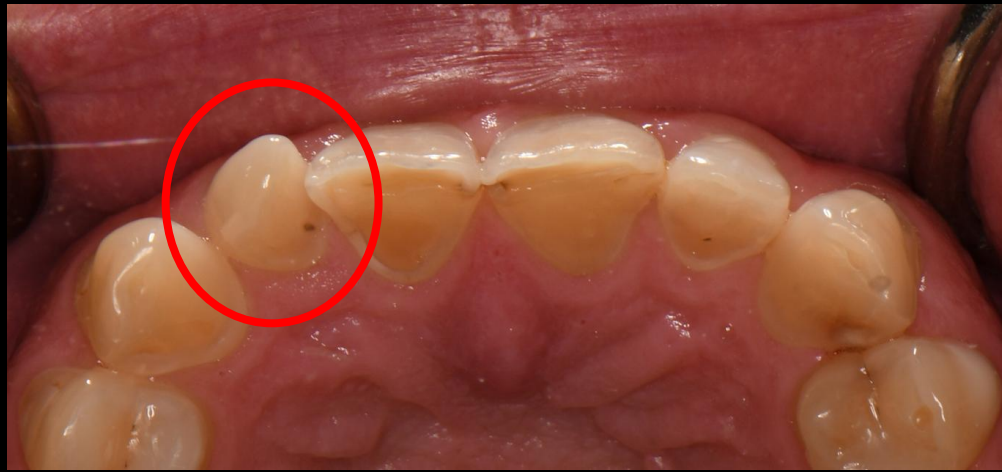








7M 7D





Pre-operative



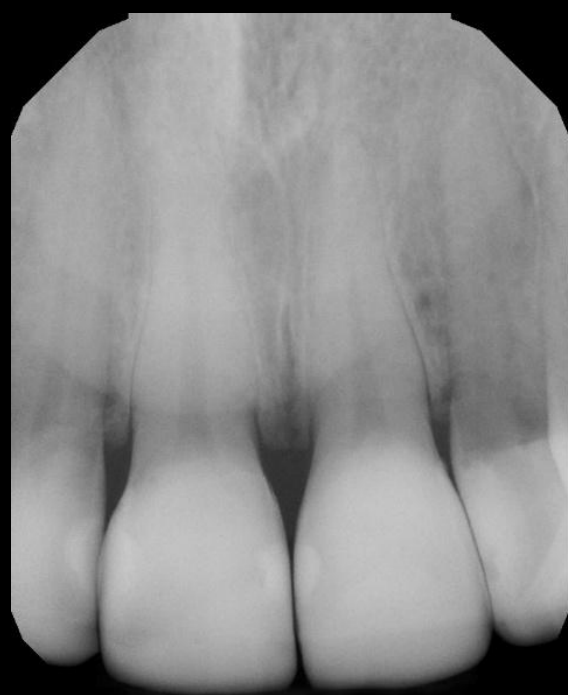
Immediate Post-Operative

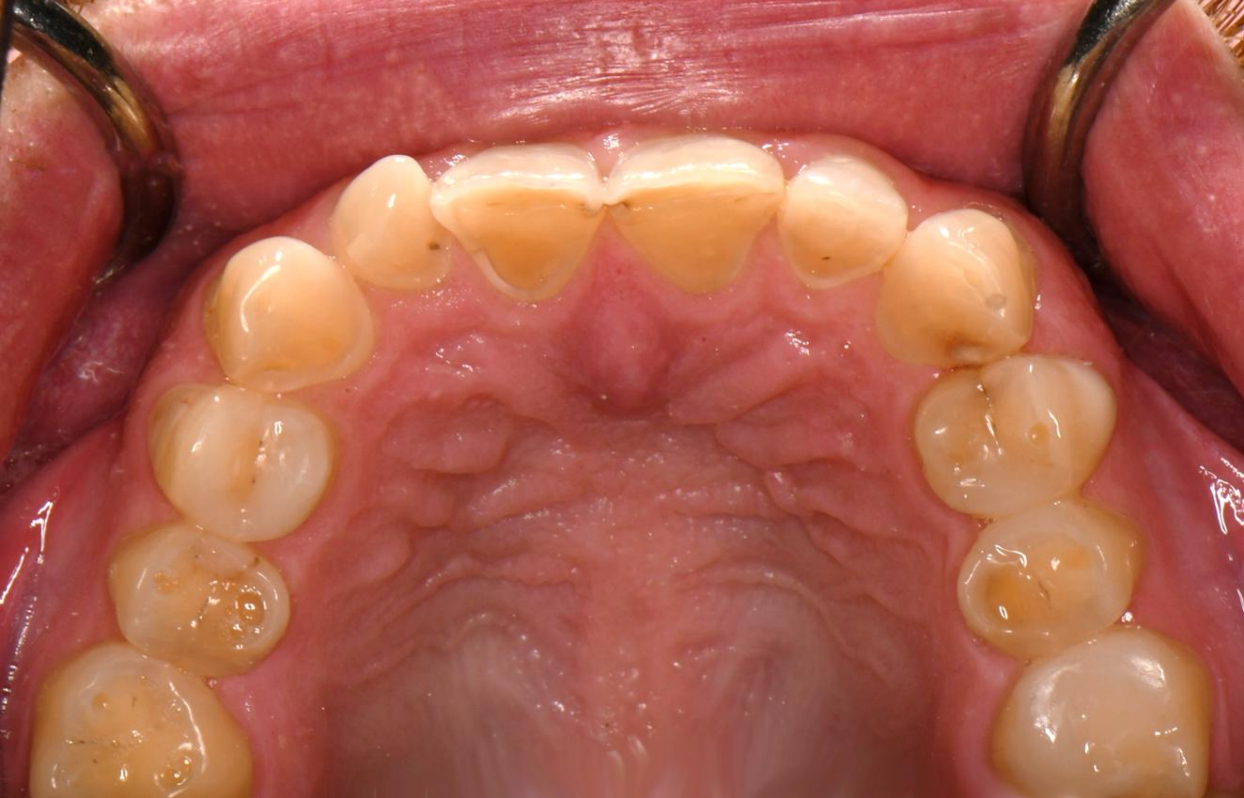


One Week Post-Operative







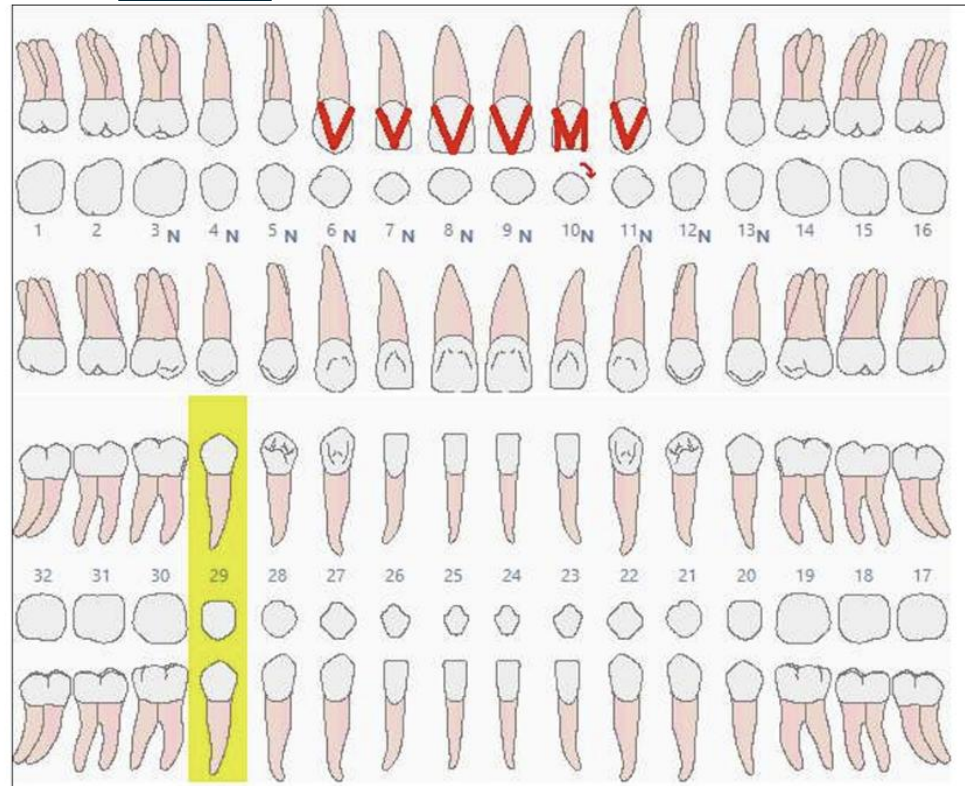


Patient Chart

Patient Name



Patient ID



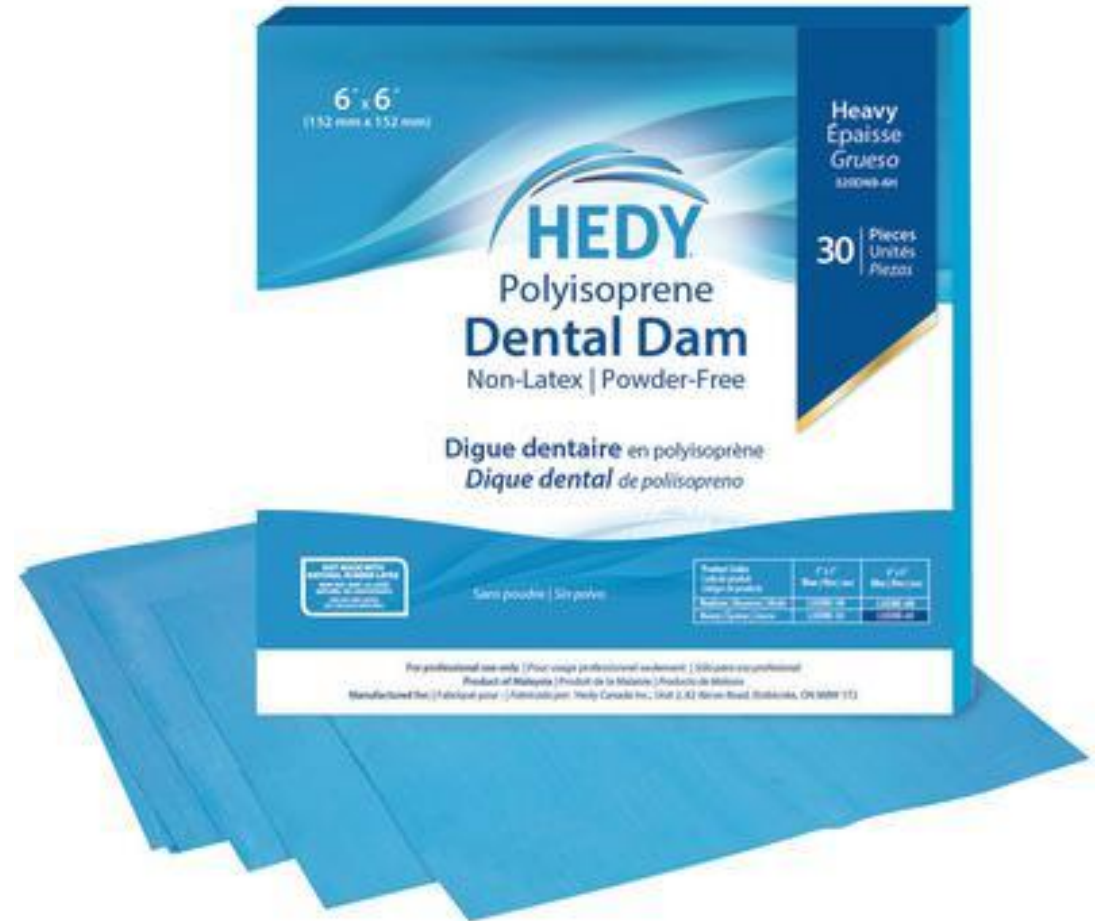
Total Bioclear Case Fee?

\$11,631

| Date | Description | Provider | Tth | Surf | Status | Fee |
|-----------|---------------------------------------------|------------------------|-----|------|----------|------------|
| 1/15/2026 | 2993A - BIOCLEAR 360 REJUVENATION COMPLEX | David J. Clark, D.D.S. | 6 | | Proposed | \$1,840.00 |
| 1/15/2026 | 2993A - BIOCLEAR 360 REJUVENATION COMPLEX | David J. Clark, D.D.S. | 7 | | Proposed | \$1,840.00 |
| 1/15/2026 | 2993A - BIOCLEAR 360 REJUVENATION COMPLEX | David J. Clark, D.D.S. | 8 | | Proposed | \$1,840.00 |
| 1/15/2026 | 2993A - BIOCLEAR 360 REJUVENATION COMPLEX | David J. Clark, D.D.S. | 9 | | Proposed | \$1,840.00 |
| 1/15/2026 | 2993A - BIOCLEAR 360 REJUVENATION COMPLEX | David J. Clark, D.D.S. | 10 | | Proposed | \$1,840.00 |
| 1/15/2026 | 2993A - BIOCLEAR 360 REJUVENATION COMPLEX | David J. Clark, D.D.S. | 11 | | Proposed | \$1,840.00 |
| 1/15/2026 | 199.2 - BIOCLEAR ORTHO CORRECTION PER TOOTH | David J. Clark, D.D.S. | 10 | | Proposed | \$306.00 |
| 1/15/2026 | 299.5 - BIOCLEAR DIASTEMA CLOSURE | David J. Clark, D.D.S. | 10 | MD | Proposed | \$285.00 |

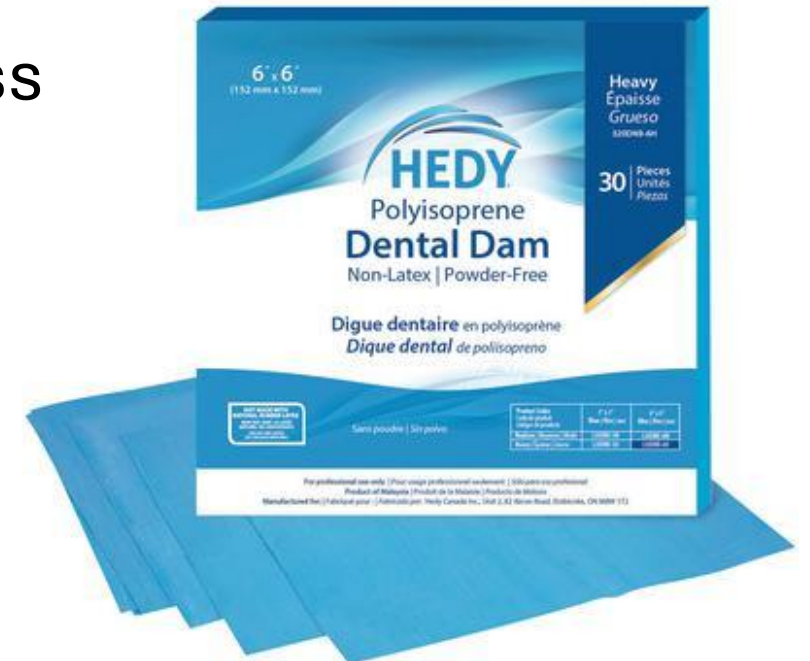
A Life Changing Rubber Dam

- **Hedy** Polyisoprene Dental Dam, latex and powder free.
- Size: Heavy 6”x 6”





Rubber Dam and Clamps

- **Hedy** Polyisoprene Dental Dam, latex and powder free. Size: Heavy 6"x 6"
- Hu-Friedy Rubber Dam Clamps: Wingless Molar 24, Wingless Molar 25, Wingless Upper Molar W4



Rubber dam stamps disappeared so
Bioclear built a better one





Peg Laterals, Diastema Closure

featuring

 BIOCLEAR



The Bioclear Direct Contact Strut

Creating Contacts for Diastemas, Peg Laterals, and Bioclear 360° Veneers

- Abbreviated Version -

Dr Jose Moura 5/2025 Taubate Brazil















**the Root Overlay
for a predictable non-surgical
gum lift**

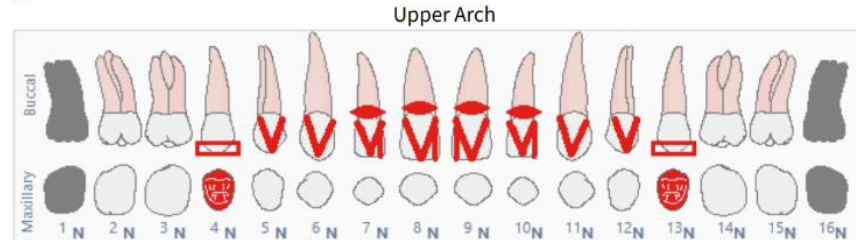








Patient Name: **Francesca Heard**
 Consultation Date: 5-5-2021
 Treating Doctor: David Clark



| Tooth # | Description | Fee |
|--------------------------------------------------------------------------------------------------------------------------------------------------------------------------------------------------------------------------------|--------------------------------------------------------|----------------|
| Comprehensive evaluation: complete oral evaluation, color, size determination, photos. | | |
| • | Bioclear Comprehensive Evaluation | \$289 |
| Full mouth series of radiographs: If you have within 5 years a Full mouth series of radiographs taken have them emailed to Joan@bioclearclinic.com | | |
| • | Bioclear Full Mouth Series of Radiographs | \$252 |
| Bioclear 360 Veneer: To rejuvenate tooth to youthful appearance, worn edges, correct negative space, mask color, wraps 360 degrees encompassing the entire tooth. | | |
| Bioclear 360 Veneer Overlay \$1,200 per tooth | | |
| • | Tooth # 5, 6, 7, 8, 9, 10, 11, 12 | \$9,600 |
| Bioclear Diastema Closure: Placed when the open contacts and/or open spaces on either side of the tooth is too large to allow the Bioclear black triangle, or Bioclear 360 veneer restoration alone to close the space. | | |
| Bioclear Diastema Closure Per side \$279, per space \$558 | | |
| • | Tooth # 7 Mesial, 8 Mesial, 9 Mesial, 10 Distal | \$1,116 |






















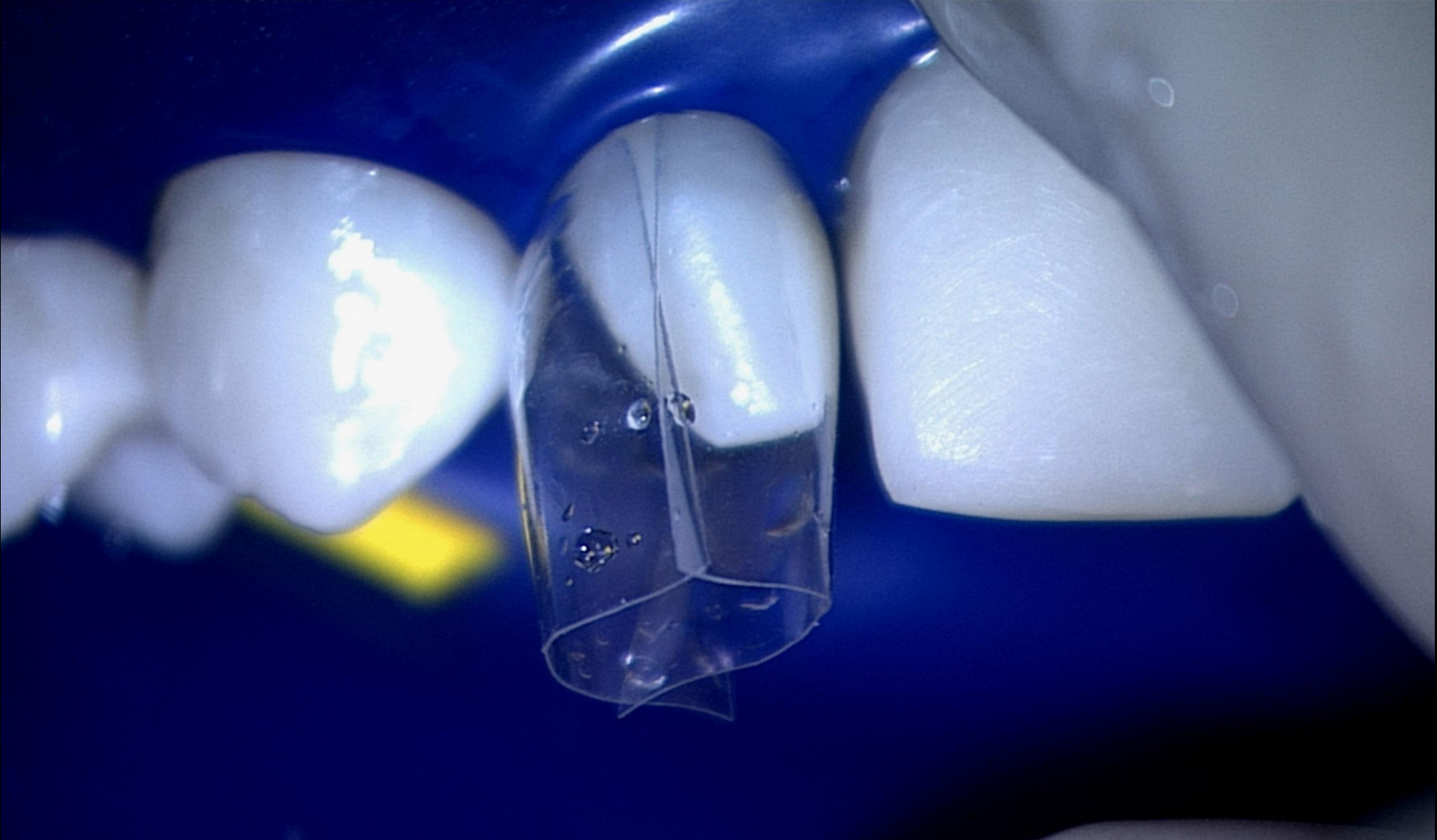




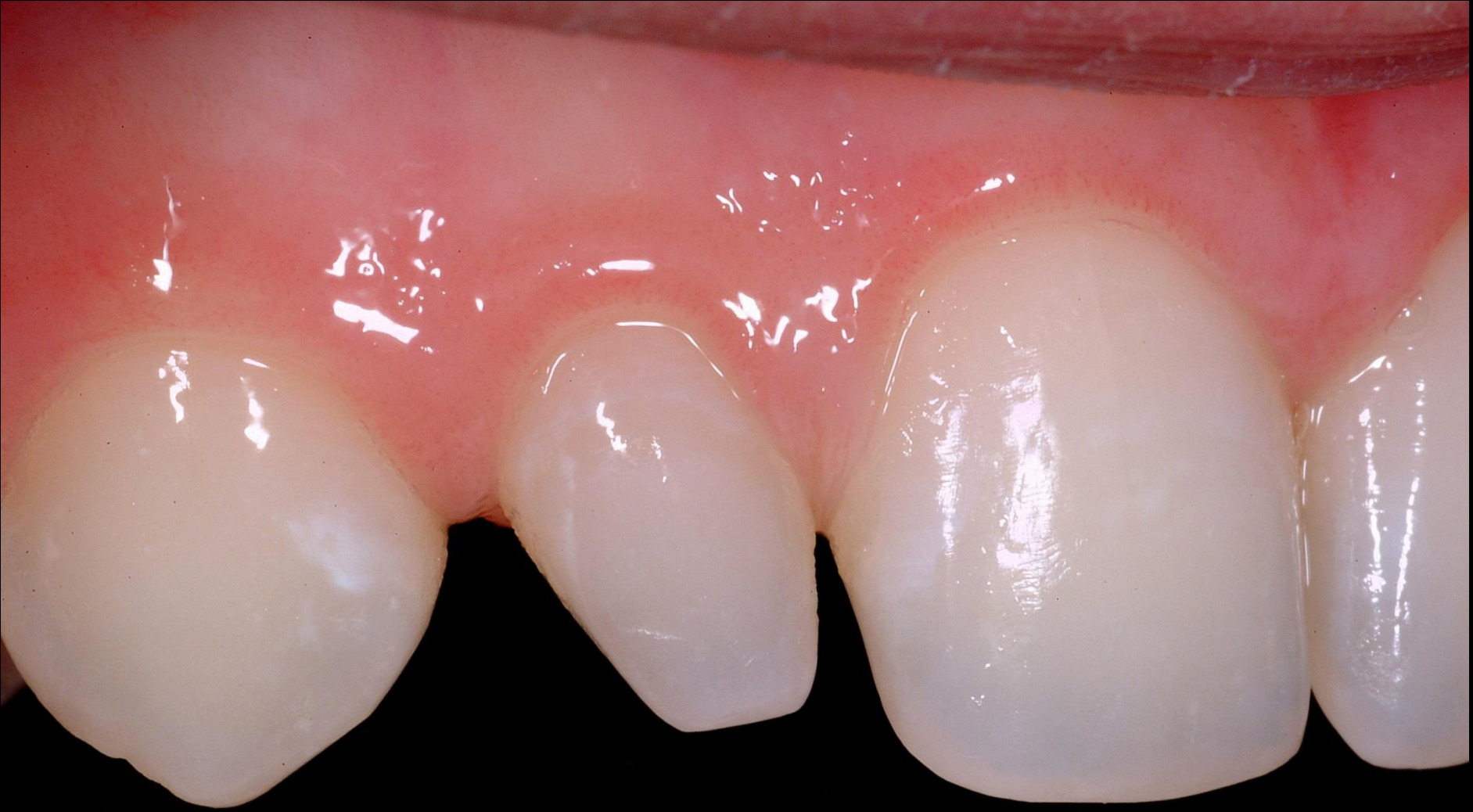




























3 year
follow up



7 year follow up



11 year follow up






Pre-op



Immediate
post-op



Three-year
post-op



Seven-year
post-op



Eleven-year
post-op





Pre-op



Immediate
post-op



Eleven-year
post-op

Let's quickly review several types of anterior cases
and best matrix system for the case:

TSS (Tooth and Surface Specific) *or* **BT** (Black Triangle/Diastema Closure)

**Always ask yourself: Is there a
papilla present? Yes or No?**



Recommended Bioclear Matrices by Indication

For more information contact us
Bioclear Matrix Systems
1-855-712-5327



360 Veneer

Class V and to significantly increase overjet or correct anterior open bite.



TSS Kit

Anterior Teeth:
Class III, Class IV, Class V
Fractured Incisors
Severe Wear
Composite Veneer
Full Composite Crown



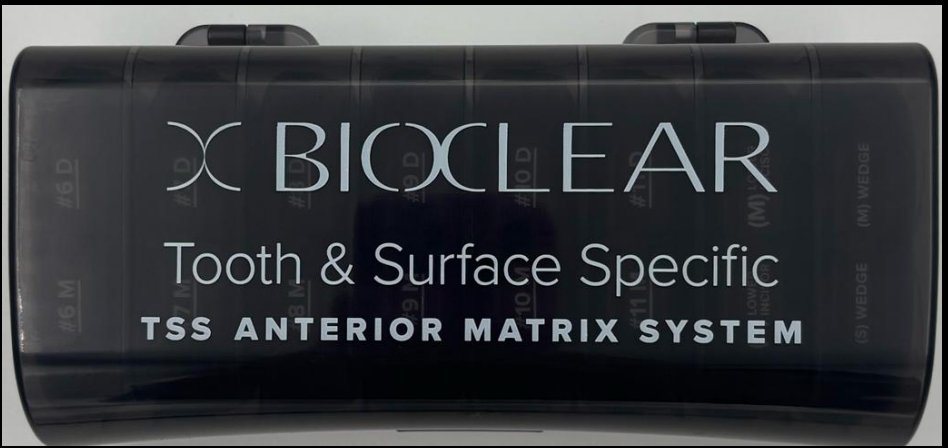
BT (Black Triangle) Kit

Anterior Teeth:
Black Triangles
Peg Laterals
Diastema Closure
Instant Ortho
Class V



Evolve Matrix Kit

Posterior Teeth:
Class I, Class II, Class V







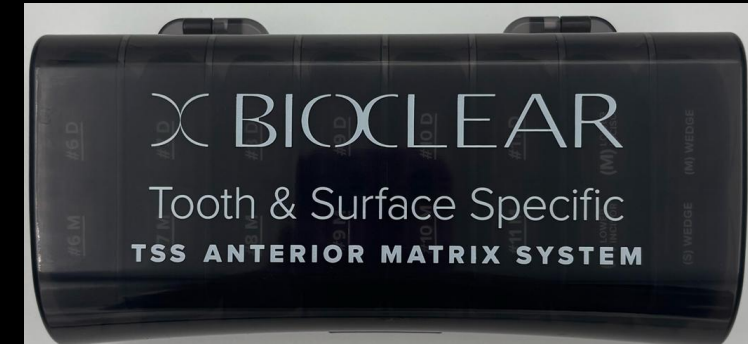
The monolithic restoration can create adequate non-layered polychromaticity with **Body** shade



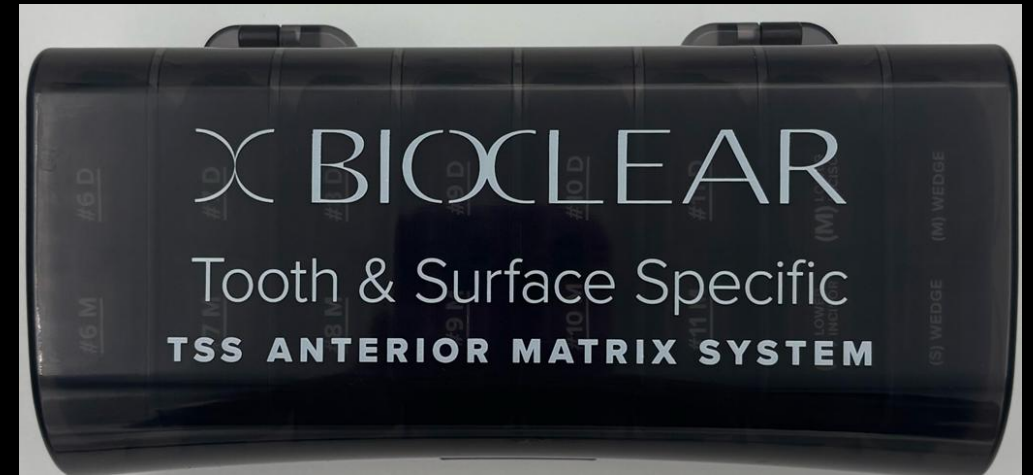
17 year old male. Had emotional issues and had ortho brackets on for many years without returning to complete orthodontic care. Left with rampant decay. Injection molded A2 **BODY** composite



Which Matrix Type?



Which Bioclear kit?





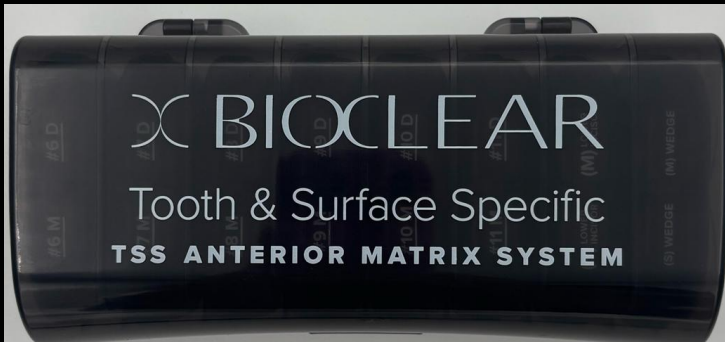
- If you think you will lose your contacts, you need to prep and then take each to 80% shape before you move to the next tooth.
- Bioclear method benefits from leverage and landmarks
- Creation of 3 facial planes is key
- Monolithic composite in the body shade is generally beautiful to the patient. Why?



Case by recent
attendee of
Learning Center 4-
day Certification
Course



Which Bioclear Kit?



Which Bioclear Kit?





Courtesy Dr.
Les Miller



Which Bioclear kit or kits?





Both





Dr. Michael Scott
Lubbock, TX

Before



After



Dr. John Yun
Toronto, ON



Dr. David Carroll,
Prosthodontist,
Aventura FL





Dr. Scott Kollen
Vancouver, BC



Dr. Scott Kollen
DMD





Dr. Antonio
Mendoza,
Barcelona
Spain





W
DENTISTRY



 vnsdentistry

Bioclear Matrix System

8 HOURS AGO



Courtesy Dr. Charles Regalado



Courtesy Dr. Charles Regalado








Courtesy Dr. Charles Regalado



Courtesy Dr. Charles Regalado





Courtesy Dr. Charles Regalado

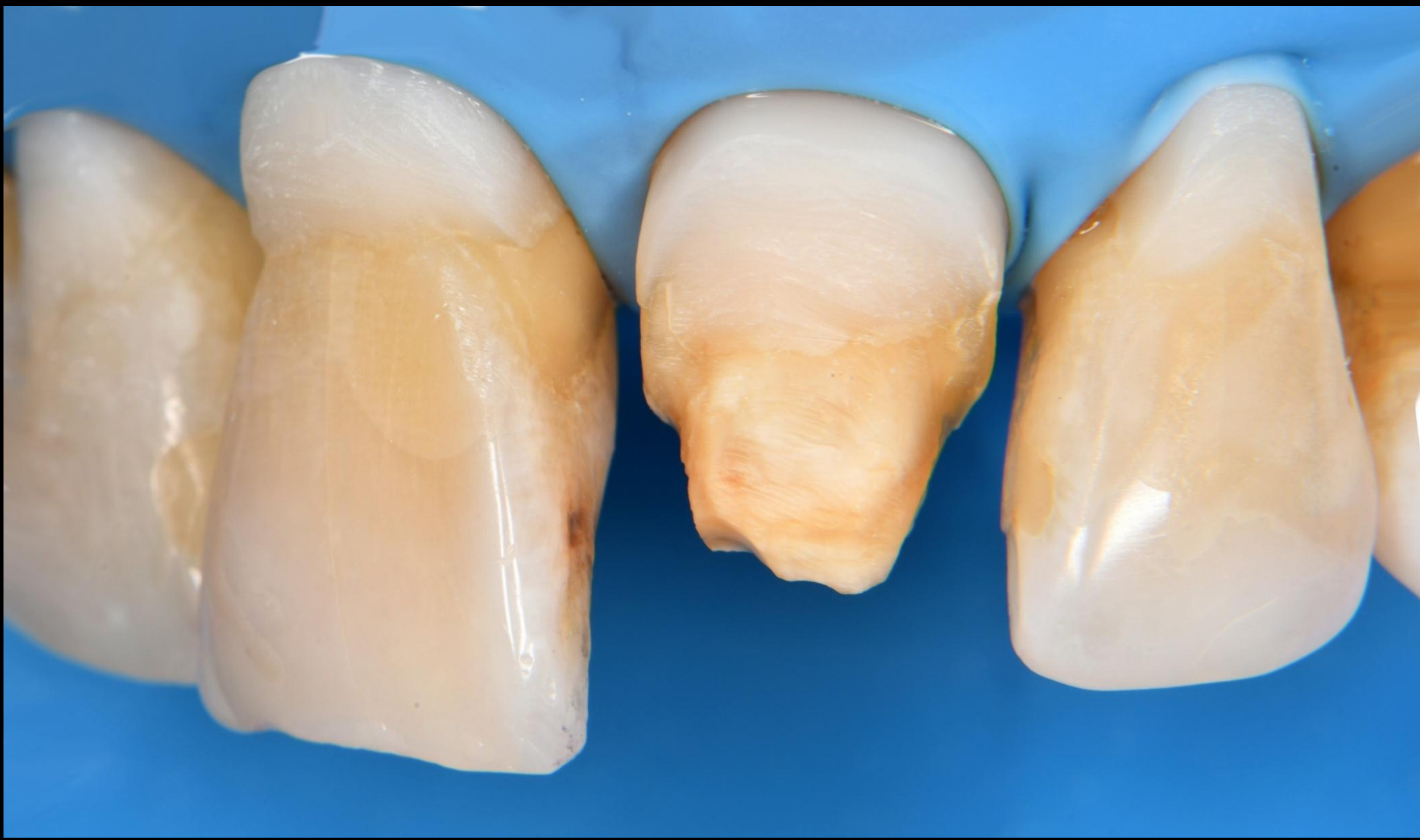
How far can we take this?
Let's look at another
extreme case.









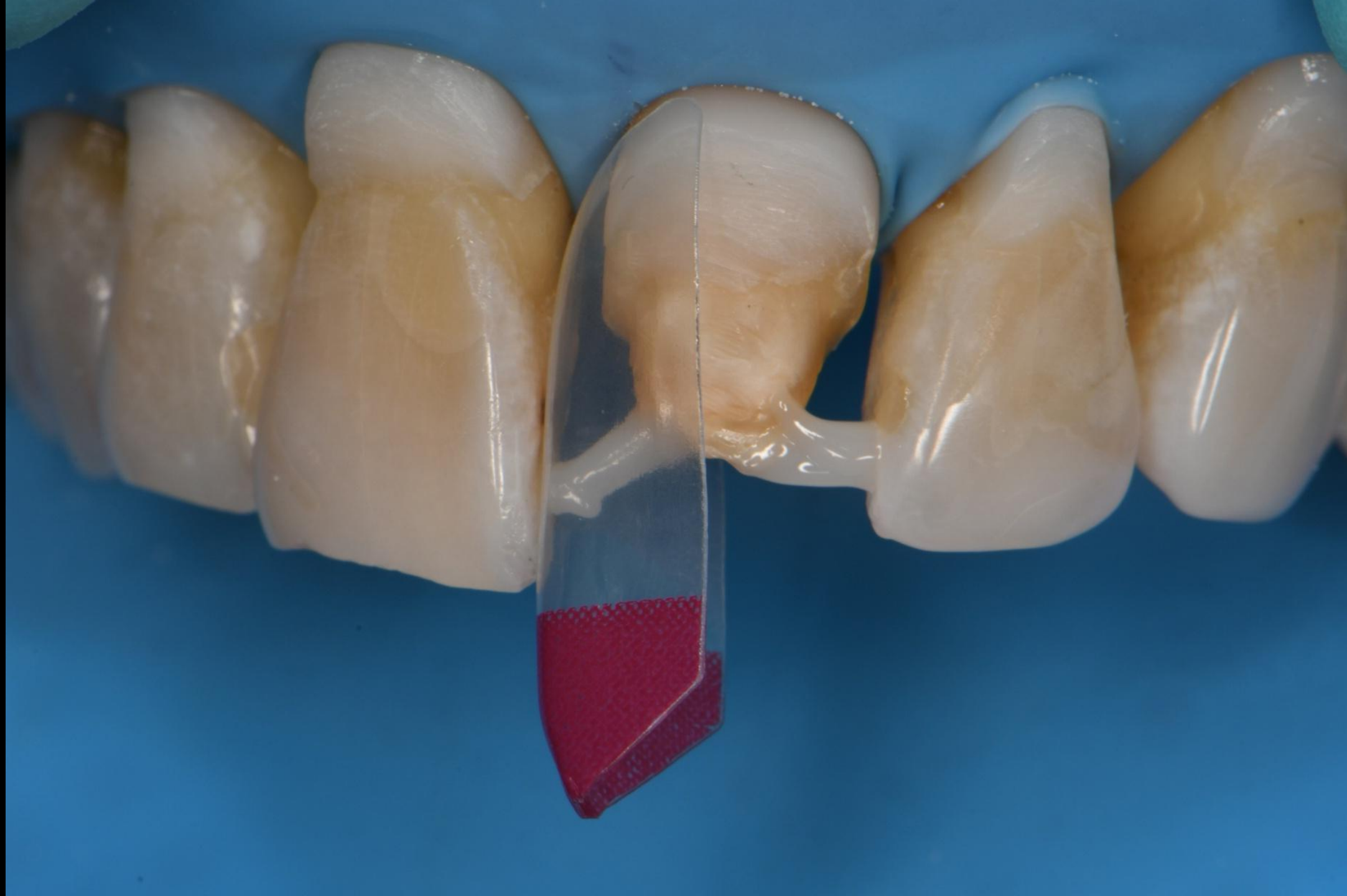


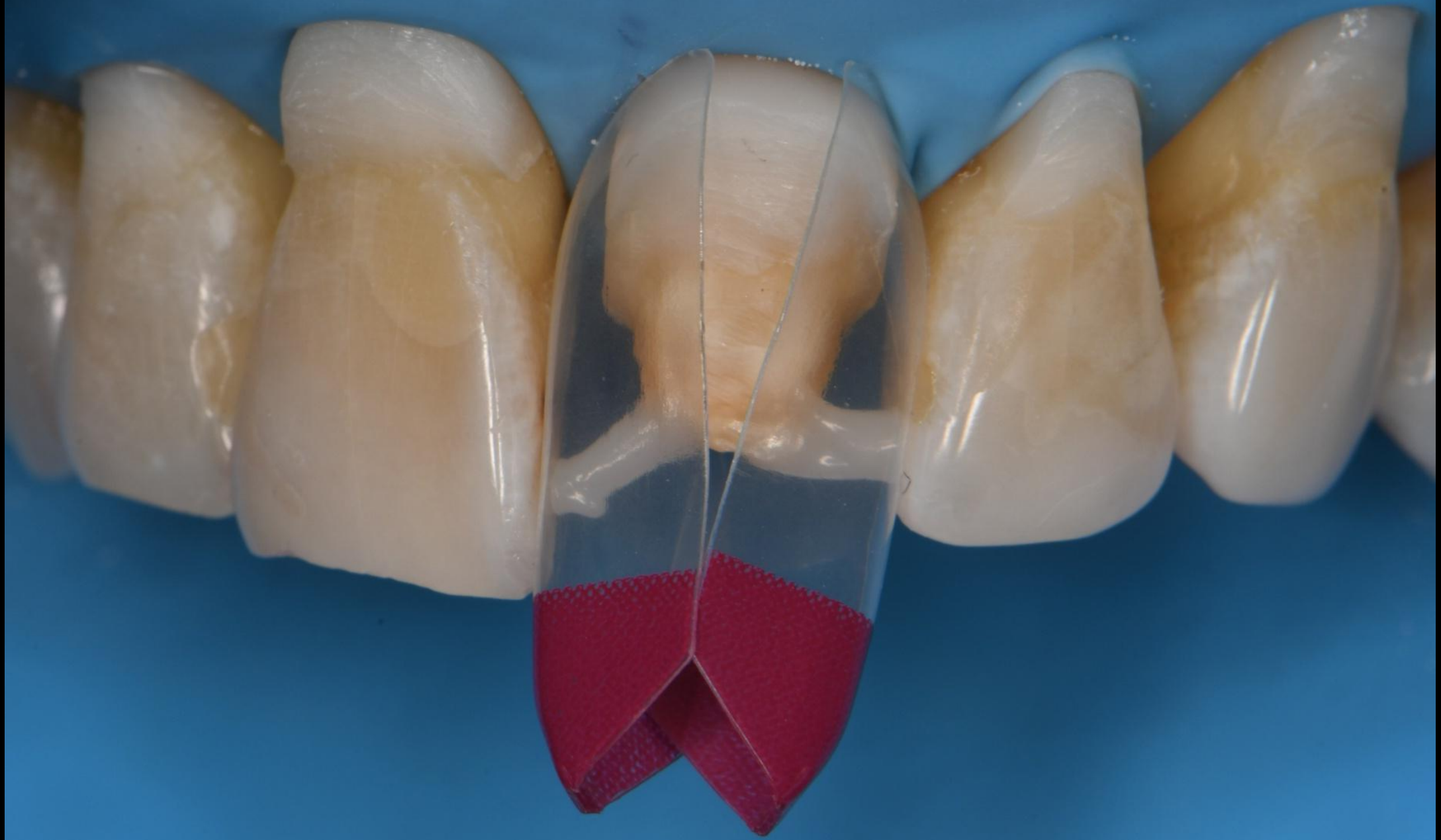
























Majesty ES Paste and Flow Shade: W

Majesty ES Paste and Flow. Shade: W





∞ BIOCLEAR

Stop by convention booth #14 to...

- ✓ Hear more about Bioclear courses
- ✓ Meet our team of Bioclear experts
- ✓ Order products
- ✓ Register for courses
- ✓ Learn why Bioclear is a BIG DEAL!



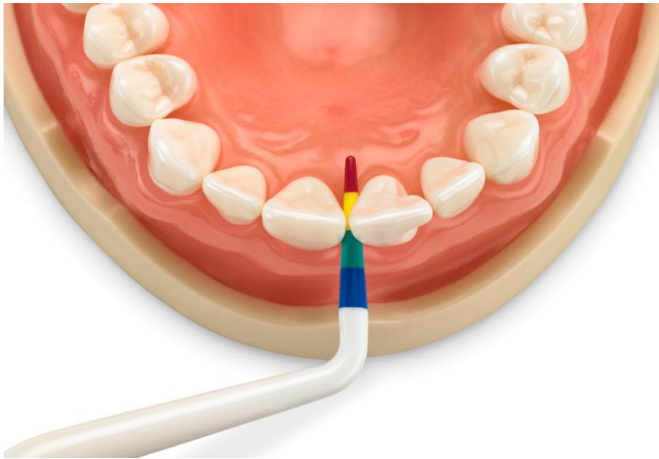
Treat yourself to a weekend with  BIOCLEAR

BLACK TRIANGLE

CERTIFICATION COURSE

18 CE CREDITS

This three-part live hands-on certification course will teach you how to treat black triangles, gingival recession, root abrasions, and perform confident restorations. In becoming a certified Bioclear black triangle doctor, you'll increase your overall skill and knowledge of Bioclear and learn to market your new skills to patients.



Upcoming Dates:

Denver

October 9th 2026

Walnut Creek

August 21st 2026

Limited spots available!

Scan to learn more
& sign up for your
local BT Course!



BEFORE



AFTER



BEFORE



AFTER



∞ BIOCLEAR LEARNING CENTER

The Bioclear Learning Center aims to improve restorative outcomes and raise patient expectations of modern composite dental care by providing dentists with continuing education and certification in the practice of the Bioclear Method.

- The Learning Center is equipped with exclusive, patented Bioclear tools, equipment, and your own operator setup
- Small class sizes with hands-on, interactive curriculum modules
- Online class options available at the convenience of your practice
- Operate a Tell, Show, Do education model
- Learn and understand the Five Pillars of the Bioclear Method

4-DAY CORE ANTERIOR & POSTERIOR COURSE

36 CE CREDITS

This course builds a strong foundation in the Bioclear Method and an understanding of Bioclear products. The focus of the course is indirect methods on adult dentitions as an alternative procedure to porcelain crowns and veneers.

Students will learn the foundation of posterior and anterior restorations and are introduced to the engineering principles involved in the design of the new non-retentive compression-based preps. Students collaboratively practice all applications of the Bioclear Method during intensive, hands-on exercises that simulate posterior and anterior restorations.

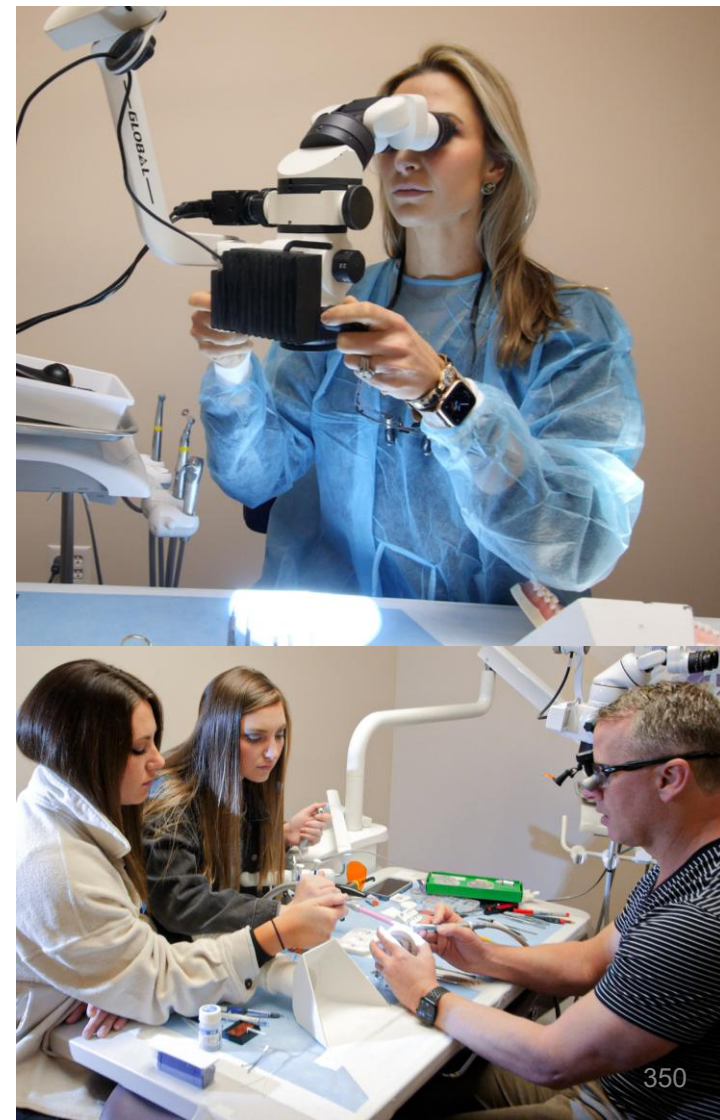
LEARN MORE



BEFORE




AFTER







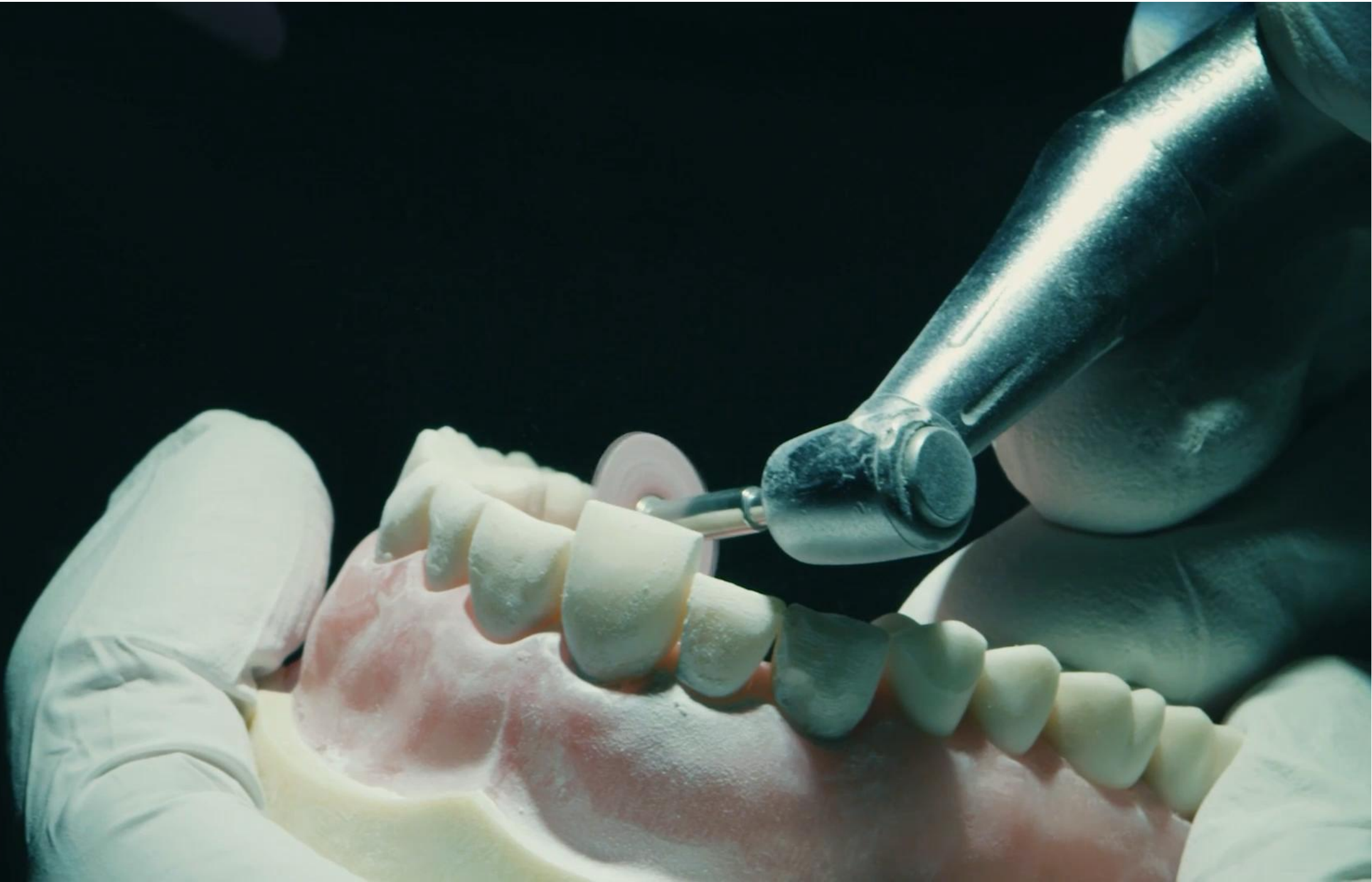






Last week's attendees at the certification course





2026 Certification Courses



- Core Anterior + Core Posterior • Complex Cases & Problem Solving
- Smile Design & Comprehensive Anterior Rejuvenation • Bioclear Alumni Summit

January

| S | M | T | W | T | F | S |
|----|----|----|----|----|----|----|
| | | | | 1 | 2 | 3 |
| 4 | 5 | 6 | 7 | 8 | 9 | 10 |
| 11 | 12 | 13 | 14 | 15 | 16 | 17 |
| 18 | 19 | 20 | 21 | 22 | 23 | 24 |
| 25 | 26 | 27 | 28 | 29 | 30 | 31 |

February

| S | M | T | W | T | F | S |
|----|----|----|----|----|----|----|
| 1 | 2 | 3 | 4 | 5 | 6 | 7 |
| 8 | 9 | 10 | 11 | 12 | 13 | 14 |
| 15 | 16 | 17 | 18 | 19 | 20 | 21 |
| 22 | 23 | 24 | 25 | 26 | 27 | 28 |

March

| S | M | T | W | T | F | S |
|----|----|----|----|----|----|----|
| 1 | 2 | 3 | 4 | 5 | 6 | 7 |
| 8 | 9 | 10 | 11 | 12 | 13 | 14 |
| 15 | 16 | 17 | 18 | 19 | 20 | 21 |
| 22 | 23 | 24 | 25 | 26 | 27 | 28 |
| 29 | 30 | 31 | | | | |

April

| S | M | T | W | T | F | S |
|----|----|----|----|----|----|----|
| | | | 1 | 2 | 3 | 4 |
| 5 | 6 | 7 | 8 | 9 | 10 | 11 |
| 12 | 13 | 14 | 15 | 16 | 17 | 18 |
| 19 | 20 | 21 | 22 | 23 | 24 | 25 |
| 26 | 27 | 28 | 29 | 30 | | |

May

| S | M | T | W | T | F | S |
|----|----|----|----|----|----|----|
| | | | | | 1 | 2 |
| 3 | 4 | 5 | 6 | 7 | 8 | 9 |
| 10 | 11 | 12 | 13 | 14 | 15 | 16 |
| 17 | 18 | 19 | 20 | 21 | 22 | 23 |
| 24 | 25 | 26 | 27 | 28 | 29 | 30 |
| 31 | | | | | | |

June

| S | M | T | W | T | F | S |
|----|----|----|----|----|----|----|
| | 1 | 2 | 3 | 4 | 5 | 6 |
| 7 | 8 | 9 | 10 | 11 | 12 | 13 |
| 14 | 15 | 16 | 17 | 18 | 19 | 20 |
| 21 | 22 | 23 | 24 | 25 | 26 | 27 |
| 28 | 29 | 30 | | | | |

July

| S | M | T | W | T | F | S |
|----|----|----|----|----|----|----|
| | | | 1 | 2 | 3 | 4 |
| 5 | 6 | 7 | 8 | 9 | 10 | 11 |
| 12 | 13 | 14 | 15 | 16 | 17 | 18 |
| 19 | 20 | 21 | 22 | 23 | 24 | 25 |
| 26 | 27 | 28 | 29 | 30 | 31 | |

August

| S | M | T | W | T | F | S |
|----|----|----|----|----|----|----|
| | | | | | | 1 |
| 2 | 3 | 4 | 5 | 6 | 7 | 8 |
| 9 | 10 | 11 | 12 | 13 | 14 | 15 |
| 16 | 17 | 18 | 19 | 20 | 21 | 22 |
| 23 | 24 | 25 | 26 | 27 | 28 | 29 |
| 30 | 31 | | | | | |

September

| S | M | T | W | T | F | S |
|----|----|----|----|----|----|----|
| | | 1 | 2 | 3 | 4 | 5 |
| 6 | 7 | 8 | 9 | 10 | 11 | 12 |
| 13 | 14 | 15 | 16 | 17 | 18 | 19 |
| 20 | 21 | 22 | 23 | 24 | 25 | 26 |
| 27 | 28 | 29 | 30 | | | |

October

| S | M | T | W | T | F | S |
|----|----|----|----|----|----|----|
| | | | | 1 | 2 | 3 |
| 4 | 5 | 6 | 7 | 8 | 9 | 10 |
| 11 | 12 | 13 | 14 | 15 | 16 | 17 |
| 18 | 19 | 20 | 21 | 22 | 23 | 24 |
| 25 | 26 | 27 | 28 | 29 | 30 | 31 |

November

| S | M | T | W | T | F | S |
|----|----|----|----|----|----|----|
| 1 | 2 | 3 | 4 | 5 | 6 | 7 |
| 8 | 9 | 10 | 11 | 12 | 13 | 14 |
| 15 | 16 | 17 | 18 | 19 | 20 | 21 |
| 22 | 23 | 24 | 25 | 26 | 27 | 28 |
| 29 | 30 | | | | | |

December

| S | M | T | W | T | F | S |
|----|----|----|----|----|----|----|
| | | 1 | 2 | 3 | 4 | 5 |
| 6 | 7 | 8 | 9 | 10 | 11 | 12 |
| 13 | 14 | 15 | 16 | 17 | 18 | 19 |
| 20 | 21 | 22 | 23 | 24 | 25 | 26 |
| 27 | 28 | 29 | 30 | 31 | | |

2027 Certification Courses



- Core Anterior + Core Posterior • Complex Cases & Problem Solving
- Smile Design & Comprehensive Anterior Rejuvenation

JANUARY

| S | M | T | W | T | F | S |
|----|----|----|----|----|----|----|
| | | | | | 01 | 02 |
| 03 | 04 | 05 | 06 | 07 | 08 | 09 |
| 10 | 11 | 12 | 13 | 14 | 15 | 16 |
| 17 | 18 | 19 | 20 | 21 | 22 | 23 |
| 24 | 25 | 26 | 27 | 28 | 29 | 30 |
| 31 | | | | | | |

FEBRUARY

| S | M | T | W | T | F | S |
|----|----|----|----|----|----|----|
| | 01 | 02 | 03 | 04 | 05 | 06 |
| 07 | 08 | 09 | 10 | 11 | 12 | 13 |
| 14 | 15 | 16 | 17 | 18 | 19 | 20 |
| 21 | 22 | 23 | 24 | 25 | 26 | 27 |
| 28 | | | | | | |

MARCH

| S | M | T | W | T | F | S |
|----|----|----|----|----|----|----|
| | 01 | 02 | 03 | 04 | 05 | 06 |
| 07 | 08 | 09 | 10 | 11 | 12 | 13 |
| 14 | 15 | 16 | 17 | 18 | 19 | 20 |
| 21 | 22 | 23 | 24 | 25 | 26 | 27 |
| 28 | 29 | 30 | 31 | | | |

APRIL

| S | M | T | W | T | F | S |
|----|----|----|----|----|----|----|
| | | | | 01 | 02 | 03 |
| 04 | 05 | 06 | 07 | 08 | 09 | 10 |
| 11 | 12 | 13 | 14 | 15 | 16 | 17 |
| 18 | 19 | 20 | 21 | 22 | 23 | 24 |
| 25 | 26 | 27 | 28 | 29 | 30 | |

MAY

| S | M | T | W | T | F | S |
|----|----|----|----|----|----|----|
| | | | | | | 01 |
| 02 | 03 | 04 | 05 | 06 | 07 | 08 |
| 09 | 10 | 11 | 12 | 13 | 14 | 15 |
| 16 | 17 | 18 | 19 | 20 | 21 | 22 |
| 23 | 24 | 25 | 26 | 27 | 28 | 29 |
| 30 | 31 | | | | | |

JUNE

| S | M | T | W | T | F | S |
|----|----|----|----|----|----|----|
| | | 01 | 02 | 03 | 04 | 05 |
| 06 | 07 | 08 | 09 | 10 | 11 | 12 |
| 13 | 14 | 15 | 16 | 17 | 18 | 19 |
| 20 | 21 | 22 | 23 | 24 | 25 | 26 |
| 27 | 28 | 29 | 30 | | | |

JULY

| S | M | T | W | T | F | S |
|----|----|----|----|----|----|----|
| | | | | 01 | 02 | 03 |
| 04 | 05 | 06 | 07 | 08 | 09 | 10 |
| 11 | 12 | 13 | 14 | 15 | 16 | 17 |
| 18 | 19 | 20 | 21 | 22 | 23 | 24 |
| 25 | 26 | 27 | 28 | 29 | 30 | 31 |

AUGUST

| S | M | T | W | T | F | S |
|----|----|----|----|----|----|----|
| 01 | 02 | 03 | 04 | 05 | 06 | 07 |
| 08 | 09 | 10 | 11 | 12 | 13 | 14 |
| 15 | 16 | 17 | 18 | 19 | 20 | 21 |
| 22 | 23 | 24 | 25 | 26 | 27 | 28 |
| 29 | 30 | 31 | | | | |

SEPTEMBER

| S | M | T | W | T | F | S |
|----|----|----|----|----|----|----|
| | | | 01 | 02 | 03 | 04 |
| 05 | 06 | 07 | 08 | 09 | 10 | 11 |
| 12 | 13 | 14 | 15 | 16 | 17 | 18 |
| 19 | 20 | 21 | 22 | 23 | 24 | 25 |
| 26 | 27 | 28 | 29 | 30 | | |

OCTOBER

| S | M | T | W | T | F | S |
|----|----|----|----|----|----|----|
| | | | | | 01 | 02 |
| 03 | 04 | 05 | 06 | 07 | 08 | 09 |
| 10 | 11 | 12 | 13 | 14 | 15 | 16 |
| 17 | 18 | 19 | 20 | 21 | 22 | 23 |
| 24 | 25 | 26 | 27 | 28 | 29 | 30 |
| 31 | | | | | | |

NOVEMBER

| S | M | T | W | T | F | S |
|----|----|----|----|----|----|----|
| | 01 | 02 | 03 | 04 | 05 | 06 |
| 07 | 08 | 09 | 10 | 11 | 12 | 13 |
| 14 | 15 | 16 | 17 | 18 | 19 | 20 |
| 21 | 22 | 23 | 24 | 25 | 26 | 27 |
| 28 | 29 | 30 | | | | |

DECEMBER

| S | M | T | W | T | F | S |
|----|----|----|----|----|----|----|
| | | | | 01 | 02 | 03 |
| | | | | 04 | 05 | 06 |
| 07 | 08 | 09 | 10 | 11 | 12 | 13 |
| 14 | 15 | 16 | 17 | 18 | 19 | 20 |
| 21 | 22 | 23 | 24 | 25 | 26 | 27 |
| 28 | 29 | 30 | 31 | | | |

For a copy of today's presentations,
you have two choices:

Resource Library — Desktop

1.855.712.5327

Instructions For Use Contact Us Account

BIOCLEAR Search

Products Education Find A Doctor About Us **Library** \$0.00 0 items

Bioclear Resource Library

Search resources... Sort by

All Articles Free **Presentations** Tips & Tricks Videos Webinars

Presentations

Simply Better Composite Restorations
David Clark DDS

The Great Tooth Killer: Epidemic of Cracked Teeth, the Science of Strong Teeth
drclark @bioclearmatrix.com

Modern Composite Dentistry: CRUSH your next Class II
David Clark DDS Lauren Wilson DMD

Hinman — Modern Composite Dentistry: CRUSH your next Class II
March 18, 2026

Back To Top

- 1) Go to [bioclearmatrix.com](https://www.bioclearmatrix.com)
- 2) Click "Library" at the top right
- 3) Click "Presentations"

Resource Library — Mobile

BIOCLEAR

1) Scan the QR code

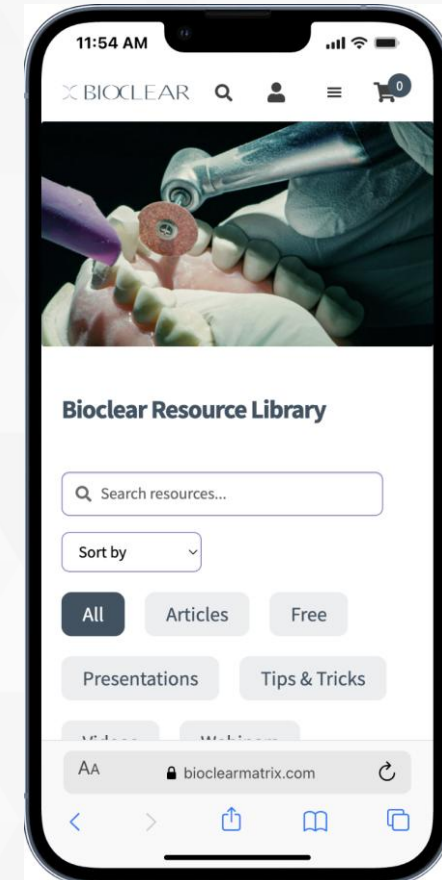


OR type in
bioclearmatrix.com/resources/

2) Fill out the form

A screenshot of a mobile browser showing the 'Resource Library Form' page. The page has a white background with a dark header containing the BIOCLEAR logo and navigation icons. Below the header, the text reads 'Resource Library Form' and 'FILL OUT THE FORM BELOW TO GET STARTED'. A sub-header says 'After filling out the form you will be redirected to the Resource Library page.' The form contains three input fields: 'Participant's Name (Required)' with a 'First' label, 'Last', and 'Practice Name'. The browser's address bar shows 'bioclearmatrix.com'.

3) Automatically redirects to
Resource Library



VIP patient circa 2019. Original treatment was done by a different dentist in 2017. Patient's chief complaint is that her treatment looked like "patchwork" and had a "matt surface". She is not happy



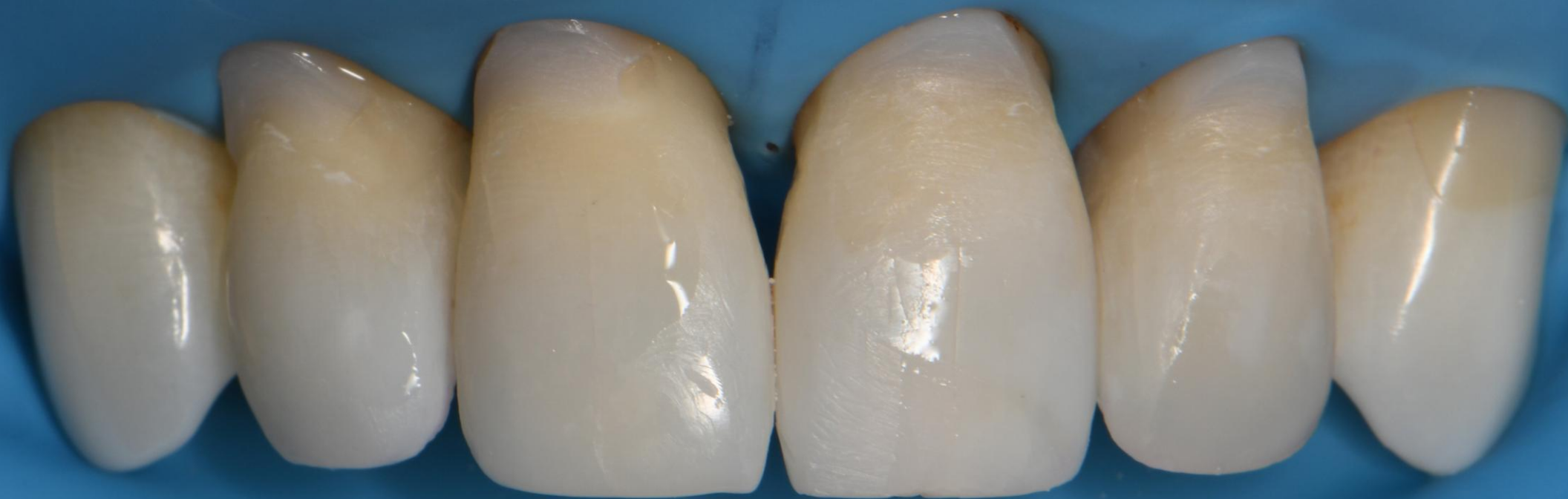
Records reveal that the original treatment was done with Filtek Supreme Ultra shade EW Body Flow and paste combo.



2026: Patient is sick and tired of the composite on her teeth and asks for retreatment (after multiple requests and considering porcelain veneers





















9 years post op Filtek EW



Retreatment with Kuraray
Majesty Flow (no paste) EW



Photo with “GlamCam”

